

FY 2024
General Fund Analysis and
Treasurer's Monthly Reports
August 19, 2024



For the Month Ending
July 31, 2024

Prepared by:
Karen Ervin
Treasurer/CFO

SECTION I

Five Year Forecast (May 31, 2024)

General Fund Variance Analysis: Cash, Revenue, & Expenditure



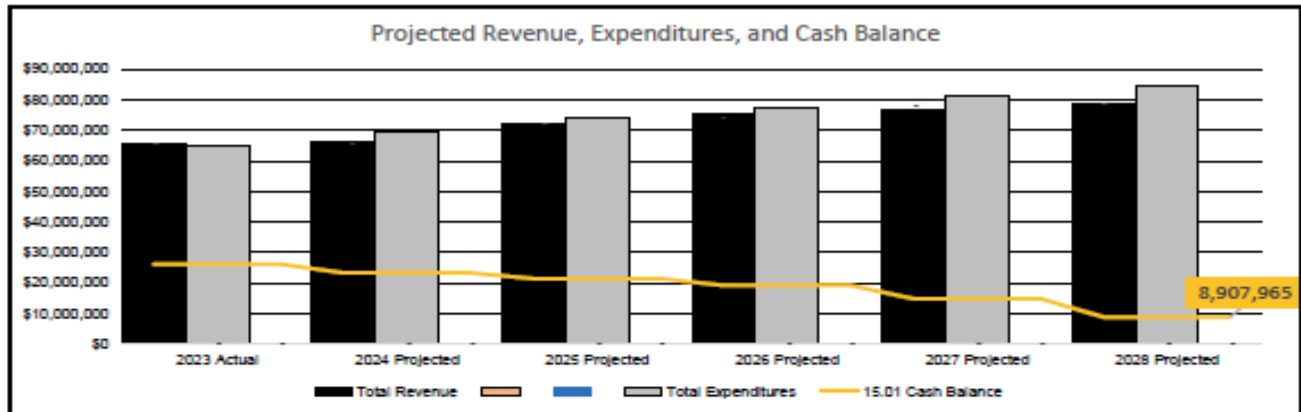
Five-Year Forecast (FY 2024 - FY 2028)

LEBANON CITY SCHOOL DISTRICT – WARREN COUNTY

May, 2024

Forecast Summary

Lebanon City School District



Note: Cash balance (Line 7.020) plus any existing levy modeled as renewed or new during the forecast.

Financial Forecast	Fiscal Year 2024	Fiscal Year 2025	Fiscal Year 2026	Fiscal Year 2027	Fiscal Year 2028
Beginning Balance (Line 7.010) Plus Renewal/New Levies Modeled	26,220,438	23,372,518	21,474,987	19,296,648	14,936,379
+ Revenue	66,441,977	72,058,943	75,584,335	76,912,519	78,487,872
+ Proposed Renew/Replacement Levies	-	-	-	-	-
+ Proposed New Levies	-	-	-	-	-
- Expenditures	(69,289,898)	(73,956,474)	(77,762,673)	(81,272,788)	(84,516,287)
= Revenue Surplus or Deficit	(2,847,921)	(1,897,531)	(2,178,338)	(4,360,269)	(6,028,415)
Line 7.020 Ending Balance with renewals/new levies	23,372,518	21,474,987	19,296,648	14,936,379	8,907,965

Analysis Without Renewal Levies Included:	Fiscal Year 2024	Fiscal Year 2025	Fiscal Year 2026	Fiscal Year 2027	Fiscal Year 2028
Revenue Surplus or Deficit w/o Levies	(2,847,921)	(1,897,531)	(2,178,338)	(4,360,269)	(6,028,415)
Ending Balance w/o Levies	23,372,518	21,474,987	19,296,648	14,936,379	8,907,965

In FY 2024 a revenue shortfall is expected. This means that expenditures are expected to be greater than revenue by \$2,847,921 in FY 2024. By the last year of the forecast, FY 2028, the district is expected to have a revenue shortfall where expenditures are projected to be greater than revenue by \$6,028,415. The district would need to cut its FY 2028 projected expenses by 7.13% in order to balance its budget without additional revenue.

The district's cash balance is positive at year-end in FY 2024 and is projected to worsen by FY 2028. A worsening cash balance can erode the district's financial stability over time.

Ohio adopted the Fair School Funding Plan (FSFP) in FY 2022. The plan was continued with increasing phase-in of the formula results. In FY 2024 the per pupil base cost calculations were updated from FY 2018 cost data to FY 2022. For Lebanon City School District the calculated Base Cost total is \$40,509,356 in FY 2024. The state's share of the calculated Base Cost total is \$10,626,819 or \$2,171 per pupil.

COMPARISON OF CASH BALANCES

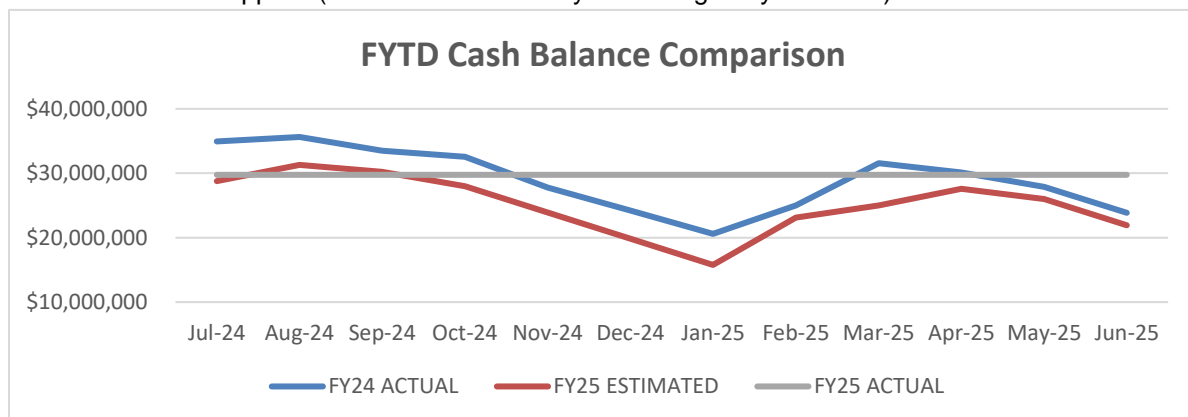
July 31, 2024

Actual Cash Balance		\$29,753,343
Estimated Cash Balance		\$28,766,635
Variance From Estimate	OVER	\$986,709
Percent Variance From Estimate	OVER	3.43%
Previous Year Cash Balance		\$34,946,372

Current Encumbrances		\$4,929,135
Current Unencumbered Cash Balance		\$24,824,208
Current Days of Operating Cash (based on Unencumbered Cash Balance)		122.52
Estimated Fiscal Year End Days of Operating Cash		108.29
Minimum General Fund Cash Balance Threshold per Fiscal Policy		36.50
Future Goal for General Fund Cash Balance per Fiscal Policy		120.00

DESCRIPTION: General Fund cash balance as projected on 5-year financial forecast. Actual cash balance to determine number of days of operating cash.

COMMENTS: Cash balance is trending higher than the forecast. This is primarily related to a lower actual expense noted for wages (related to unpaid supplementals) and purchased supplies (related to the school year having not yet started).

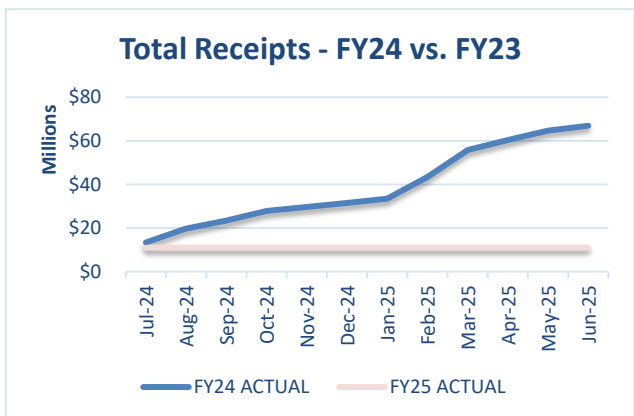
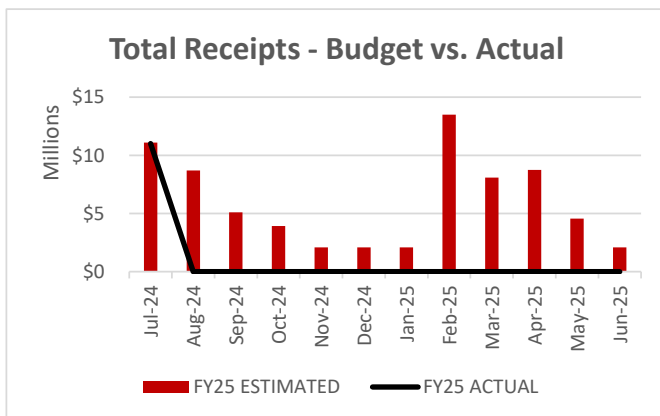


COMPARISON OF TOTAL RECEIPTS July 31, 2024

	Monthly	Fiscal Year 2025 Year-to-Date
Actual Receipts	\$11,007,552	\$11,007,552
Estimated Receipts	\$11,090,084	\$11,090,084
Variance From Estimate	UNDER (\$82,532)	UNDER (\$82,532)
Variance From Estimate	UNDER -0.74%	UNDER -0.74%
Actual Prior Year	\$13,406,739	\$13,406,739
Total Fiscal Year 2025 Estimate		\$72,058,950
Percent Of Total Estimate Received		15.28%
Percent Of Budget Year Completed	1 month(s)	8.33%

DESCRIPTION: This category consists of all General Fund revenues contained within this report.

COMMENTS: Total receipts are trending in line with the forecast.



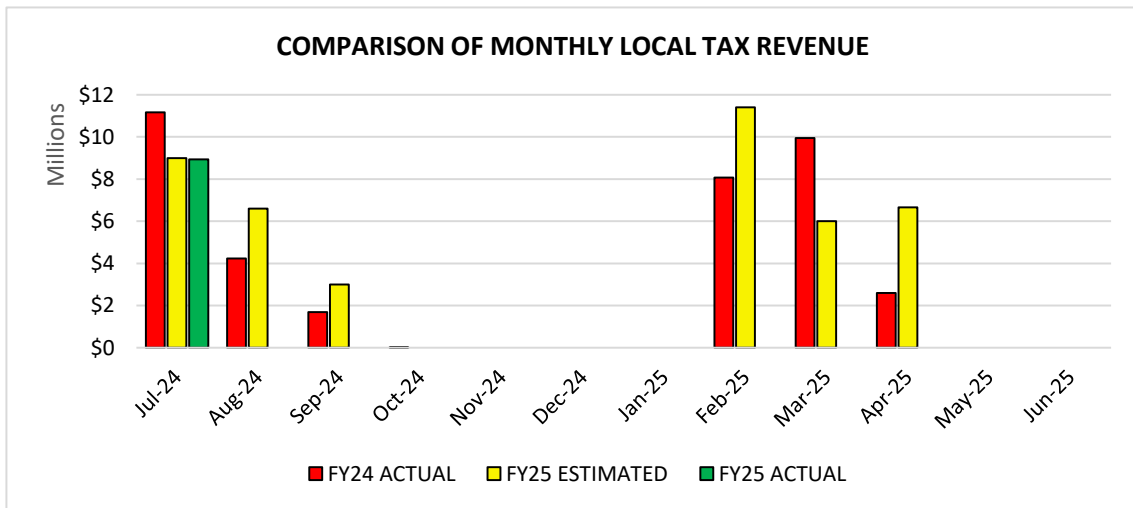
COMPARISON OF LOCAL TAXES

July 31, 2024

	Monthly		Fiscal Year 2025 Year-to-Date	
Actual Tax Receipts		\$8,938,000		\$8,938,000
Estimated Tax Receipts		\$9,000,000		\$9,000,000
Variance From Estimate	UNDER	(\$62,000)	UNDER	(\$62,000)
Variance From Estimate	UNDER	-0.69%	UNDER	-0.69%
Actual Prior Year		\$11,174,000		\$11,174,000
Total Fiscal Year 2025 Estimate				\$42,658,339
Percent Of Total Estimate Received				20.95%
Percent Of Budget Year Completed		1 month(s)		8.33%

DESCRIPTION: This category consists of real and personal property taxes. Real property taxes are received in September and April with advances being available the two months prior to settlement. Personal Property taxes are received in October and June.

COMMENTS: Total receipts are trending in line with the forecast.

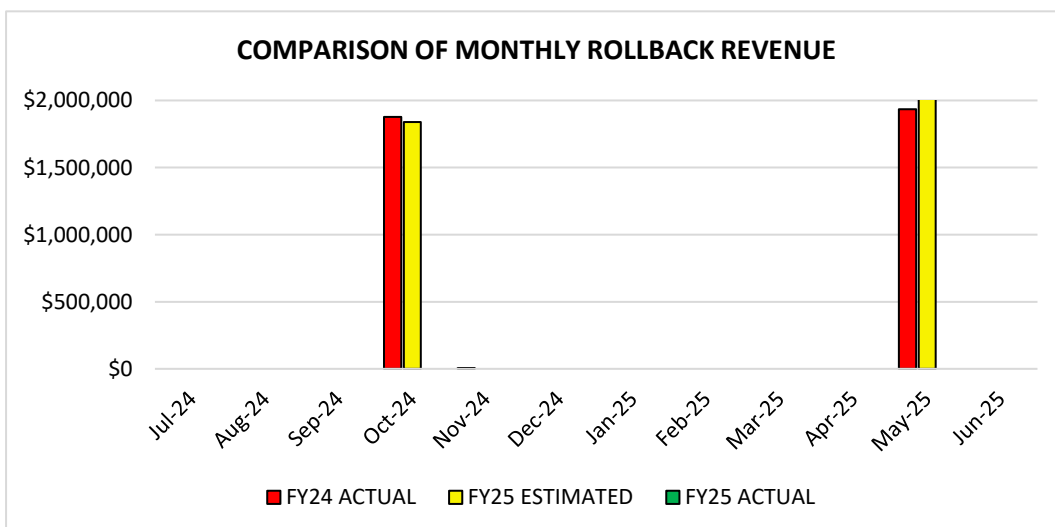


COMPARISON OF STATE ROLLBACK July 31, 2024

	<u>Monthly</u>		<u>Fiscal Year 2025 Year-to-Date</u>	
Actual State Receipts		\$0		\$0
Estimated State Receipts		\$0		\$0
Variance From Estimate	OVER	\$0	OVER	\$0
Variance From Estimate	OVER	#DIV/0!	OVER	#DIV/0!
Actual Prior Year		\$0		\$0
Total Fiscal Year 2025 Estimate				\$4,319,598
Percent Of Total Estimate Received				0.00%
Percent Of Budget Year Completed			1 month(s)	8.33%

DESCRIPTION: This category consists of homestead/rollback and \$10,000 exemptions received once for the \$10,000 exemption. Rollback is paid by the State of Ohio around November and May.

COMMENTS: Total receipts are trending in line with the forecast.

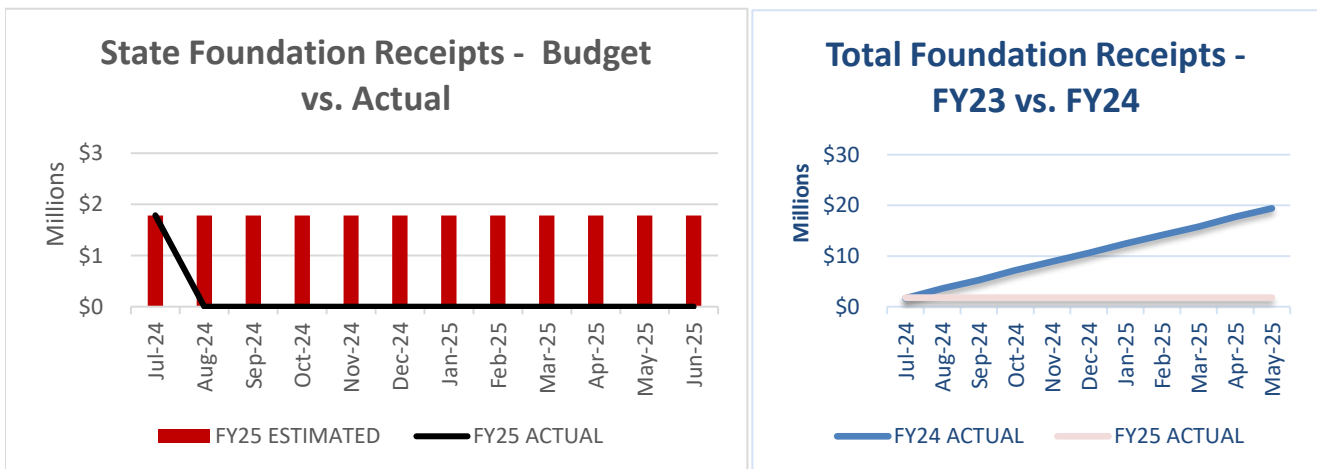


COMPARISON OF STATE FOUNDATION July 31, 2024

	<u>Monthly</u>	<u>Fiscal Year 2025 Year-to-Date</u>
Actual State Receipts	\$1,786,758	\$1,786,758
Estimated State Receipts	\$1,782,875	\$1,782,875
Variance From Estimate	OVER	OVER
	\$3,883	\$3,883
Variance From Estimate	OVER	OVER
	0.22%	0.22%
Actual Prior Year	\$1,659,261	\$1,659,261
Total Fiscal Year 2025 Estimate		\$21,394,504
Percent Of Total Estimate Received		8.35%
Percent Of Budget Year Completed	1 month(s)	8.33%

DESCRIPTION: This category consists of unrestricted and restricted state aid.

COMMENTS: Total receipts are trending in line with the forecast.



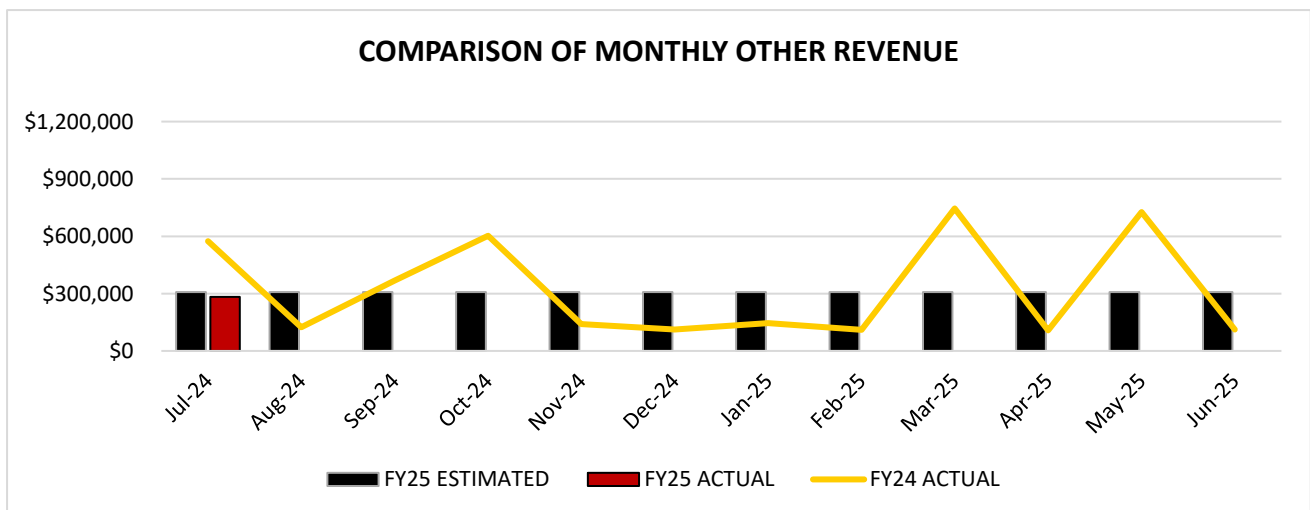
COMPARISON OF OTHER REVENUES

July 31, 2024

		<u>Monthly</u>		<u>Fiscal Year 2025 Year-to-Date</u>
Actual Other Receipts		\$282,794		\$282,794
Estimated Other Receipts		\$307,209		\$307,209
Variance From Estimate	UNDER	(\$24,415)	UNDER	(\$24,415)
Variance From Estimate	UNDER	-7.95%	UNDER	-7.95%
Actual Prior Year		\$573,477		\$573,477
Total Fiscal Year 2025 Estimate				\$3,686,509
Percent Of Total Estimate Received				7.67%
Percent Of Budget Year Completed		1 month(s)		8.33%

DESCRIPTION: This category consists of advances-in, transfers-in, notes received, other state sources, tuition, rent, sale of assets, and other miscellaneous revenues.

COMMENTS: Total receipts are trending less than the forecast. This type of revenue is received sporadically, so we expect to receive it later in the fiscal year.

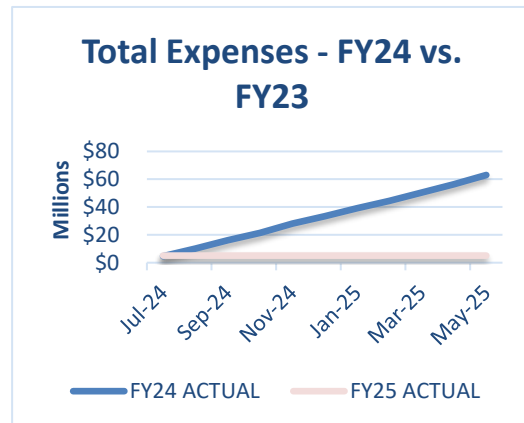
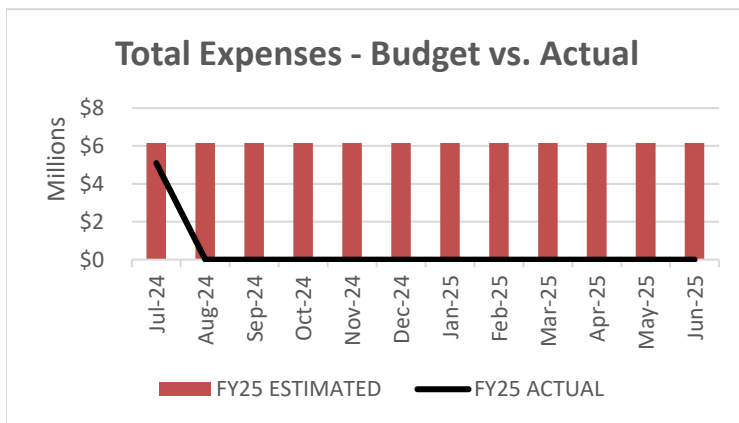


COMPARISON OF TOTAL EXPENDITURES July 31, 2024

		<u>Monthly</u>		<u>Fiscal Year 2025 Year-to-Date</u>
Actual Expenditures		\$5,093,798		\$5,093,798
Estimated Expenditures		\$6,163,039		\$6,163,039
Variance From Estimate	UNDER	(\$1,069,241)	UNDER	(\$1,069,241)
Variance From Estimate	UNDER	-17.35%	UNDER	-17.35%
Actual Prior Year		\$4,680,804		\$4,680,804
Total Fiscal Year 2025 Estimate				\$73,956,474
Percent Of Total Estimate Spent				6.89%
Percent Of Budget Year Completed			1 month(s)	8.33%

DESCRIPTION: This category consists of all expenditures contained within this report.

COMMENTS: FYTD expenditures are trending less than the forecast.



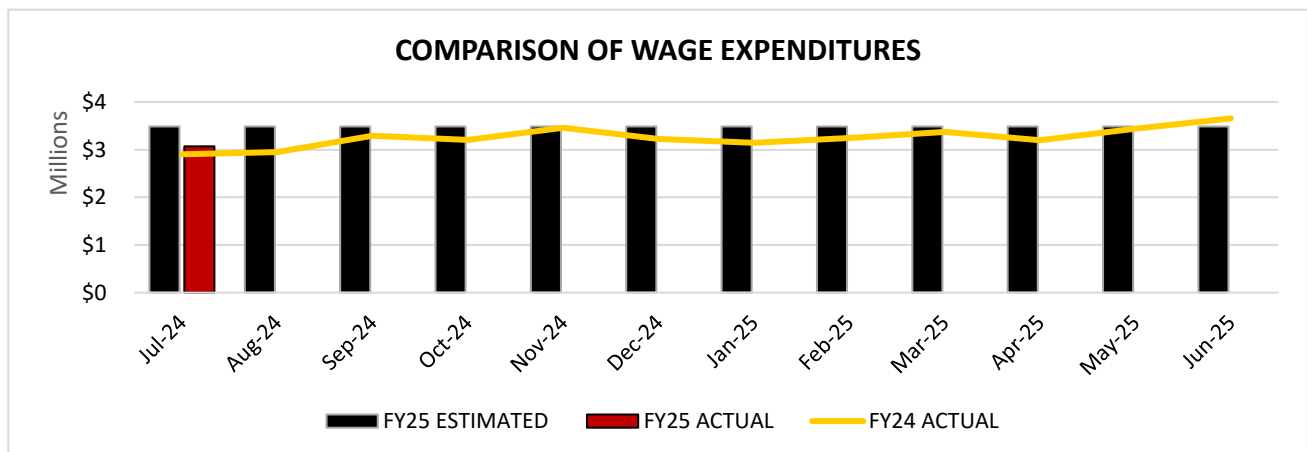
COMPARISON OF WAGE EXPENDITURES

July 31, 2024

		<u>Monthly</u>		<u>Fiscal Year 2025 Year-to-Date</u>
Actual Wage Expenditures		\$3,074,453		\$3,074,453
Estimated Wage Expenditures		\$3,490,596		\$3,490,596
Variance From Estimate	UNDER	(\$416,143)	UNDER	(\$416,143)
Variance From Estimate	UNDER	-11.92%	UNDER	-11.92%
Actual Prior Year		\$2,903,673		\$2,903,673
Total Fiscal Year 2025 Estimate				\$41,887,150
Percent Of Total Estimate Spent				7.34%
Percent Of Budget Year Completed		1 month(s)		8.33%
Percent of Wage Expenditures to Revenues				27.93%
Percent of Wage Expenditures to Total Expenditures				60.36%
Total Percent of Wages & Fringes to Expenditures				88.02%

DESCRIPTION: This category consists of regular wages, substitute wages, and supplementals, etc.

COMMENTS: FYTD expenditures are trending less than the forecast. Since this is the first pay month of the year, no supplementals have been paid to even out the anticipated.



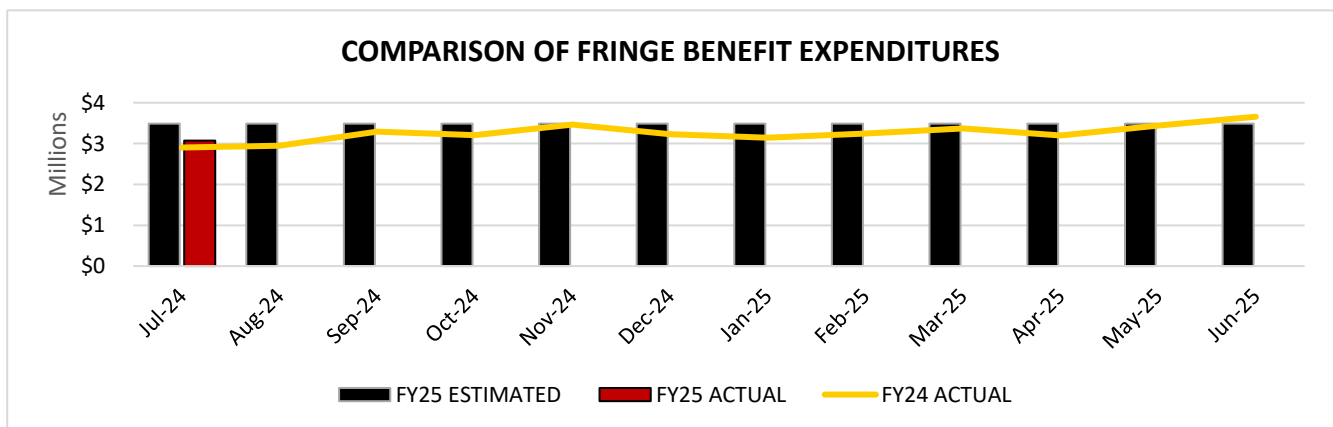
COMPARISON OF FRINGE BENEFIT EXPENDITURES

July 31, 2024

		<u>Monthly</u>		<u>Fiscal Year 2025 Year-to-Date</u>
Actual Fringe Benefit Expenditures		\$1,408,855		\$1,408,855
Estimated Fringe Benefit Expenditures		\$1,437,559		\$1,437,559
Variance From Estimate	UNDER	(\$28,704)	UNDER	(\$28,704)
Variance From Estimate	UNDER	-2.00%	UNDER	-2.00%
Actual Prior Year		\$1,355,710		\$1,355,710
Total Fiscal Year 2025 Estimate				\$17,250,709
Percent Of Total Estimate Spent				8.17%
Percent Of Budget Year Completed			1 month(s)	8.33%
Percent of Fringe Benefits to Revenues				12.80%
Total Percent of Wages & Fringes to Revenues				40.73%
Percent of Fringe Benefits to Total Expenditures				27.66%
Total Percent of Wages & Fringes to Expenditures				88.02%

DESCRIPTION: This category consists of employee insurance programs, retirement, Medicare, etc.

COMMENTS: FYTD expenditures are trending in line with the forecast.



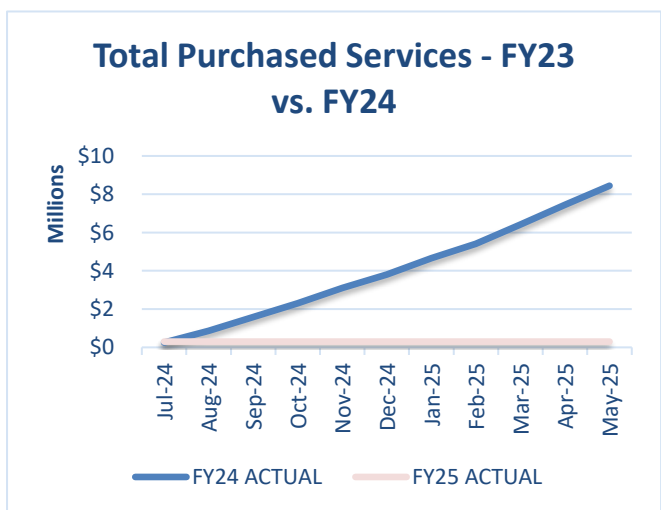
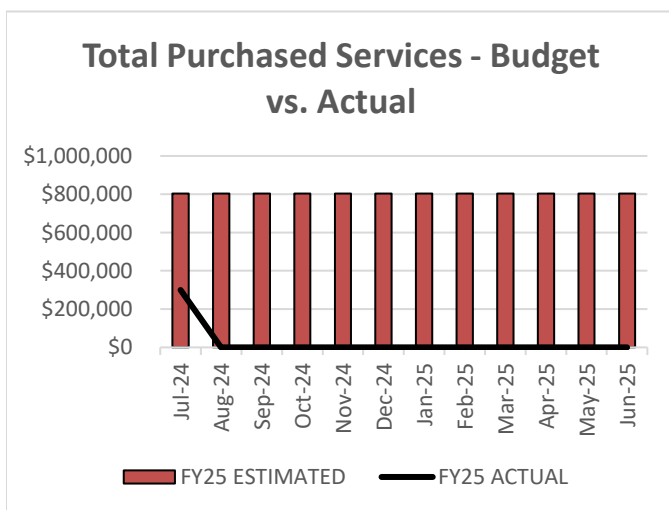
COMPARISON OF PURCHASED SERVICE EXPENDITURES

July 31, 2024

		<u>Monthly</u>		<u>Fiscal Year 2025 Year-to-Date</u>
Actual Service Expenditures		\$299,818		\$299,818
Estimated Service Expenditures		\$804,238		\$804,238
Variance From Estimate	UNDER	(\$504,420)	UNDER	(\$504,420)
Variance From Estimate	UNDER	-62.72%	UNDER	-62.72%
Actual Prior Year		\$252,021		\$252,021
Total Fiscal Year 2025 Estimate				\$9,650,851
Percent Of Total Estimate Spent				3.11%
Percent Of Budget Year Completed			1 month(s)	8.33%

DESCRIPTION: This category consists of contract services, utilities, lease purchase costs, repairs, etc.

COMMENTS: FYTD expenditures are trending less than the forecast. These expenses will start to increase as school is back in session.



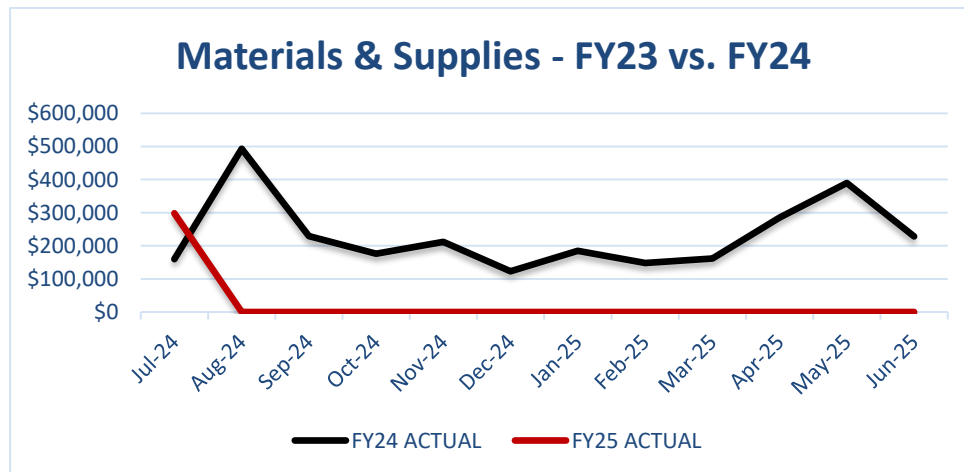
COMPARISON OF SUPPLIES & MATERIAL EXPENDITURES

July 31, 2024

		<u>Monthly</u>		<u>Fiscal Year 2025 Year-to-Date</u>
Actual Material Expenditures		\$298,284		\$298,284
Estimated Material Expenditures		\$265,570		\$265,570
Variance From Estimate	OVER	\$32,714	OVER	\$32,714
Variance From Estimate	OVER	12.32%	OVER	12.32%
Actual Prior Year		\$159,525		\$159,525
Total Fiscal Year 2025 Estimate				\$3,186,844
Percent Of Total Estimate Spent				9.36%
Percent Of Budget Year Completed			1 month(s)	8.33%

DESCRIPTION: This category consists of office supplies and instructional supplies.

COMMENTS: FYTD expenditures are trending higher than the forecast. This is primarily related to an increased need to purchase supplies at the start of a new year, and we expect this will even out as the year progresses.



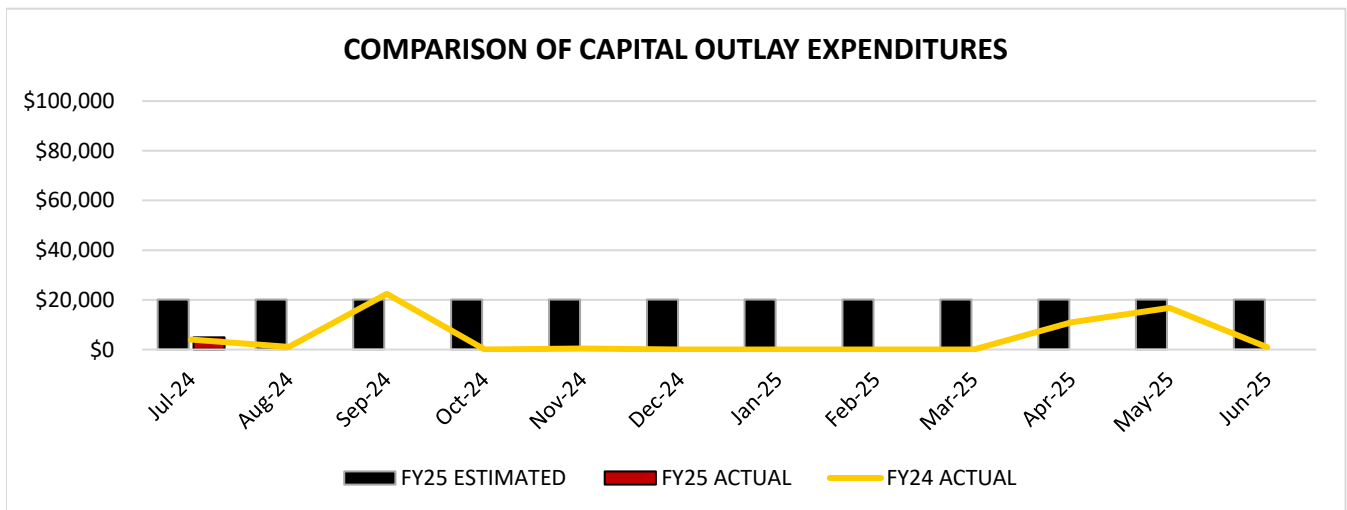
COMPARISON OF EQUIPMENT & CAPITAL EXPENDITURES

July 31, 2024

		<u>Monthly</u>		<u>Fiscal Year 2025 Year-to-Date</u>
Actual Equipment Expenditures		\$4,915		\$4,915
Estimated Equipment Expenditures		\$20,053		\$20,053
Variance From Estimate	UNDER	(\$15,138)	UNDER	(\$15,138)
Variance From Estimate	UNDER	-75.49%	UNDER	-75.49%
Actual Prior Year		\$4,030		\$4,030
Total Fiscal Year 2025 Estimate				\$240,640
Percent Of Total Estimate Spent				2.04%
Percent Of Budget Year Completed		1 month(s)		8.33%

DESCRIPTION: This category consists of new and replacement equipment, and capital outlay.

COMMENTS: FYTD expenditures are trending less than the forecast. Capital expenditures are dependent upon need, so costs tend to be inconsistent throughout the year.



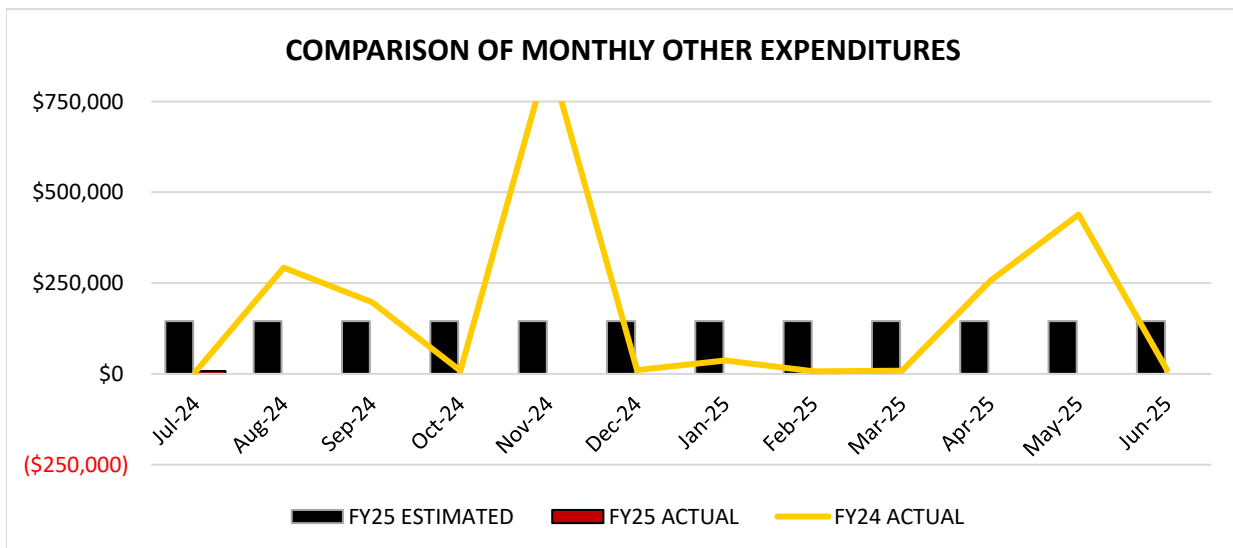
COMPARISON OF ALL OTHER EXPENDITURES

July 31, 2024

		<u>Monthly</u>		<u>Fiscal Year 2025 Year-to-Date</u>
Actual Other Expenditures		\$7,474		\$7,474
Estimated Other Expenditures		\$145,023		\$145,023
Variance From Estimate	UNDER	(\$137,549)	UNDER	(\$137,549)
Variance From Estimate	UNDER	-94.85%	UNDER	-94.85%
Actual Prior Year		\$5,845		\$5,845
Total Fiscal Year 2025 Estimate				\$1,740,280
Percent Of Total Estimate Spent				0.43%
Percent Of Budget Year Completed		1 month(s)		8.33%

DESCRIPTION: This category consists of advances, transfers, contingencies, auditor/treasurer fees, county board deductions, etc.

COMMENTS: FYTD expenditures are trending less than the forecast. This expenditure group is volatile and occurs randomly throughout the year.



SECTION II

Fiscal Policy



LEBANON CITY SCHOOL DISTRICT



Fiscal Policy

1. **Structurally Balanced Budget**

The annual Operating Budget will be structurally balanced throughout the budget process. Recurring revenues will equal or exceed recurring expenditures in both the proposed and adopted Operating Budgets. If a structural imbalance occurs, a plan will be developed by the Superintendent and Treasurer to bring the budget back into structural balance.

2. **Report on How the Budget Is Balanced**

The District Superintendent and Treasurer shall report to the Board on how the budget is balanced with a concise narrative, and if the budget is not in balance, the Superintendent and Treasurer will clearly delineate why and present a plan of options for corrective action within 90 days of the initial report.

3. **General Fund Balance**

The District shall maintain a General Fund Balance as follows:

- An unencumbered operating reserve equivalent to 10% (36.5 days of operating cash) or more of the General Fund's annual expenditure budget at fiscal year-end.
- The District will also only expend up to 100% of the District's annual available resources minus the prior year's reserve without board approval until an unencumbered operating reserve of 20% is met.

4. **Use of One-Time Resources**

Once the General Fund budget is brought into structural balance, one-time resources such as proceeds from asset sales, debt refinancing, one-time grants, revenue windfalls, budget savings, and similar non-recurring revenues shall not be used for current or new operating expenses. Appropriate uses of one-time resources include establishing and rebuilding emergency and operating reserves, early retirement of debt, capital expenditures and other non-recurring expenditures.

5. **Accounting and Financial Reporting**

The District will conform to generally accepted accounting principles as promulgated by Government Account Standards Board (GASB) and the Government Finance Officers Association (GFOA). Reporting will include the following:

- **Interim Financial Reports:** The Treasurer will prepare monthly financial reports for the Board of Education that analyze and evaluate the District's financial performance based upon the District's spending plan which is a month by month breakdown of anticipated revenues and expenditures for the entire fiscal year.
- **Red Flag Exceptions:** The Treasurer shall advise the Board of Education of significant negative or positive financial information as soon as he or she becomes aware of it and assesses the impact of the financial information on the District's financial situation.

6. Grants

District Staff will identify, apply for and effectively administer federal, state, local and other grants, which address the District's priorities and policy objectives and provide a positive cost benefit to the District, as determined by the Superintendent or his/her designee.

7. Financial Planning

The District shall develop a long-range financial plan that forecasts General Fund expenditures and revenues, which will include three years of history and five years of projections. The long-range financial plan will be updated and filed with the State of Ohio before every May 31st and October 31st. As part of the budget process, the Treasurer will advise the Board of potential long-range positive and negative trends along with an executive summary of those trends. The long-range financial plan should include an analysis of such factors as:

- State Revenue and Expenditure Impacts
- Legislative Issues Passed and Pending
- Real Estate Development - Commercial and Residential
- Demographic Changes Effecting Student Population
- And Other Indicators Affecting Funding and Expenditures

8. General Obligation Debt Limits

In keeping with the policy of fiscal responsibility, the District will stay within the General Assemblies debt limitations of nine percent of its tax valuation, except where allowed by law.

9. Policy Annual Review

Each fiscal year, the District's Community Audit Advisory Committee (CAAC) will review/revise this policy and make recommendations to the Board of Education for adoption.

SECTION III

Cash Summary Report (all funds)
Disbursement Summary Report
Lebanon CSD Bank Reconciliation Report
Lebanon CSD Payroll Reconciliation Report
Lebanon CSD Investment Report
Lebanon CSD Interest Earnings Report



LEBANON CITY SCHOOL DISTRICT

Cash Summary Report

Full Account Code	Description	Initial Cash	MTD Received	FYTD Received	MTD Expended	FYTD Expended	Fund Balance	Encumbrance	Unencumbered Balance
001-0000	General Fund	\$ 23,839,589.55	\$ 11,007,551.99	\$ 11,007,551.99	\$ 5,093,798.26	\$ 5,093,798.26	\$ 29,753,343.28	\$ 2,481,897.31	\$ 27,271,445.97
002-0000	Bond Retirement Fund	9,766,977.68	54,759.37	54,759.37	0.00	0.00	9,821,737.05	0.00	9,821,737.05
003-9008	Lebanon Athletic Facilities Improvements	1,914,344.10	(11,022.15)	(11,022.15)	902,869.58	902,869.58	1,000,452.37	1,824,113.74	(823,661.37)
003-9099	Capital Projects Fund	2,742,281.79	19,295.25	19,295.25	503,070.37	503,070.37	2,258,506.67	1,666,342.35	592,164.32
004-9000	Building Fund	46,114.94	258.55	258.55	0.00	0.00	46,373.49	0.00	46,373.49
004-9001	Energy Conservation Fund	9,994.32	0.00	0.00	0.00	0.00	9,994.32	0.00	9,994.32
004-9002	2013 Building Fund LFI	324,393.01	0.00	0.00	0.00	0.00	324,393.01	34,572.16	289,820.85
004-9003	Building Fund/LFI Interest	(5,697.71)	1,818.74	1,818.74	0.00	0.00	(3,878.97)	0.00	(3,878.97)
006-0000	Cafeteria Fund	911,949.60	6,038.23	6,038.23	113,410.85	113,410.85	804,576.98	49,672.04	754,904.94
007-9003	Lebanon CSD Administration Scholarship Fund	1,553.73	7.21	7.21	0.00	0.00	1,560.94	0.00	1,560.94
007-9006	Dennis Barr Jeffery Memorial Scholarship Fund	122.31	0.57	0.57	0.00	0.00	122.88	0.00	122.88
007-9007	Audrey Aileen Kite Scholarship Fund	138,365.12	641.69	641.69	0.00	0.00	139,006.81	0.00	139,006.81
007-9009	Jarod Bennett Memorial Fund	607.20	2.82	2.82	0.00	0.00	610.02	0.00	610.02
007-9013	Donald L. Palmer Scholarship Fund	8,402.56	38.97	38.97	0.00	0.00	8,441.53	0.00	8,441.53
007-9016	Unclaimed Monies Fund	6,664.24	2,779.16	2,779.16	0.00	0.00	9,443.40	0.00	9,443.40
007-9017	Diversity and Achievement Scholarship	548.28	2.54	2.54	0.00	0.00	550.82	0.00	550.82
007-9019	Gloria Taylor Memorial Scholarship	12,009.75	55.70	55.70	0.00	0.00	12,065.45	0.00	12,065.45
007-9020	Misc. Scholarships	1,000.00	0.00	0.00	0.00	0.00	1,000.00	0.00	1,000.00
007-9100	Molly McCool Memorial Scholarship Fund	242.07	1.12	1.12	0.00	0.00	243.19	0.00	243.19
007-9101	Rosalee Satchell/Domino's Pizza Scholar. Fund	7,411.46	34.36	34.36	0.00	0.00	7,445.82	0.00	7,445.82
008-0000	Louisa Jurey Wright Scholarship Fund	15,790.94	72.80	72.80	0.00	0.00	15,863.74	0.00	15,863.74
008-9001	Michael Rourke Scholarship Fund	3,642.34	16.79	16.79	0.00	0.00	3,659.13	0.00	3,659.13
008-9002	Friends of Academics Scholarship Fund	103,839.85	478.74	478.74	0.00	0.00	104,318.59	0.00	104,318.59
008-9004	Ron LeFeber Memorial Scholarship Fund	6,288.65	29.00	29.00	0.00	0.00	6,317.65	0.00	6,317.65
009-9004	LJHS USS Fund	28,802.79	148.50	148.50	999.19	999.19	27,952.10	481.96	27,470.14
009-9005	LHS USS Fund	230,998.12	12,145.00	12,145.00	2,951.32	2,951.32	240,191.80	26,647.38	213,544.42
009-9006	Bowman USS Fund	4,714.45	234.00	234.00	0.00	0.00	4,948.45	600.00	4,348.45
009-9007	Berry USS Fund	2,233.10	10.75	10.75	0.00	0.00	2,243.85	1,062.86	1,180.99
009-9008	Donovan USS Fund	11,890.78	180.00	180.00	0.00	0.00	12,070.78	687.80	11,382.98
009-9009	Art USS Fund	3.57	24.50	24.50	0.00	0.00	28.07	186.01	(157.94)
009-9010	Math Grades 6-8 USS	372.55	84.00	84.00	0.00	0.00	456.55	0.00	456.55
009-9011	Virtual Learning Supplies	7,543.10	0.00	0.00	0.00	0.00	7,543.10	0.00	7,543.10
010-9000	Classroom Facilities Project State	(478,279.29)	0.00	0.00	0.00	0.00	(478,279.29)	321,221.84	(799,501.13)

LEBANON CITY SCHOOL DISTRICT

Cash Summary Report

Full Account Code	Description	Initial Cash	MTD Received	FYTD Received	MTD Expended	FYTD Expended	Fund Balance	Encumbrance	Unencumbered Balance
	Share								
010-9001	Classroom Facilities Project Local Share	\$ (88,314.34)	\$ 0.00	\$ 0.00	\$ 0.00	\$ 0.00	\$ (88,314.34)	\$ 178,161.43	\$ (266,475.77)
010-9900	Classroom Facilities State Share/Interest	333,229.87	0.00	0.00	0.00	0.00	333,229.87	0.00	333,229.87
010-9901	Classroom Facilities Local Share/Interest	1,772,051.30	0.00	0.00	0.00	0.00	1,772,051.30	0.00	1,772,051.30
018-9000	LJHS Neediest Kids of All	515.46	0.00	0.00	0.00	0.00	515.46	0.00	515.46
018-9001	Bowman Neediest Kids of All	2.38	0.00	0.00	0.00	0.00	2.38	35.28	(32.90)
018-9002	LJHS Morning Market	6,607.20	0.00	0.00	0.00	0.00	6,607.20	0.00	6,607.20
018-9003	Donovan Neediest Kids of All	829.98	0.00	0.00	0.00	0.00	829.98	0.00	829.98
018-9005	Berry Neediest Kids of All	181.97	0.00	0.00	0.00	0.00	181.97	12.61	169.36
018-9007	LJHS Teachers' Lounge	1,406.87	0.00	0.00	0.00	0.00	1,406.87	0.00	1,406.87
018-9009	LHS Media Center Fund	932.90	0.00	0.00	0.00	0.00	932.90	0.00	932.90
018-9010	Transportation Dept's Lounge	432.81	0.00	0.00	0.00	0.00	432.81	0.00	432.81
018-9011	Donovan Media Center	8,582.83	0.00	0.00	0.00	0.00	8,582.83	0.00	8,582.83
018-9013	Bowman Media Center	11,832.08	5.00	5.00	0.00	0.00	11,837.08	0.00	11,837.08
018-9015	LJHS Building Fund	13,019.12	0.00	0.00	0.00	0.00	13,019.12	480.00	12,539.12
018-9016	Camp Joy (Berry)	11,488.75	0.00	0.00	0.00	0.00	11,488.75	0.00	11,488.75
018-9019	Donovan Building Fund	586.14	0.00	0.00	452.43	452.43	133.71	2,440.14	(2,306.43)
018-9021	Bowman Building Fund - Student	29,520.35	0.00	0.00	0.00	0.00	29,520.35	679.37	28,840.98
018-9023	Berry Building Fund	4,935.41	0.00	0.00	55.60	55.60	4,879.81	4,089.28	790.53
018-9024	LHS Building Fund	11,365.00	120.00	120.00	0.00	0.00	11,485.00	3,948.50	7,536.50
018-9025	LHS Bridges	2,084.11	0.00	0.00	0.00	0.00	2,084.11	0.00	2,084.11
018-9027	LJHS Media Center	265.55	16.00	16.00	0.00	0.00	281.55	24.24	257.31
018-9028	Berry Media Center	4,198.32	0.00	0.00	0.00	0.00	4,198.32	4,262.89	(64.57)
018-9029	Ticket Sales Fund	6.48	0.00	0.00	0.00	0.00	6.48	570.00	(563.52)
018-9031	LJHS - Washington DC Trip	2,830.27	0.00	0.00	0.00	0.00	2,830.27	0.00	2,830.27
018-9032	LJHS - Harmon Civic Trust Red Ticket Program	891.37	0.00	0.00	0.00	0.00	891.37	1.15	890.22
018-9033	Bowman Book Program Fund	4,050.66	0.00	0.00	0.00	0.00	4,050.66	0.00	4,050.66
018-9034	Warrior Assistance Fund	1,750.00	0.00	0.00	0.00	0.00	1,750.00	0.00	1,750.00
018-9035	Technology Repair Fund	10,220.80	37.00	37.00	0.00	0.00	10,257.80	0.00	10,257.80
019-9002	Making Middle Schools Work Grant	315.00	0.00	0.00	0.00	0.00	315.00	0.00	315.00
019-9003	Greater Cincy Foundation Grant Learning Links	5.06	0.00	0.00	0.00	0.00	5.06	0.00	5.06
019-9005	Greater Cincy Foundation Grant Learning Links	12.18	0.00	0.00	0.00	0.00	12.18	0.00	12.18
019-9008	Donovan Economics Program Fund	107.24	0.00	0.00	0.00	0.00	107.24	0.00	107.24
019-9013	Marth Holden Jennings Grant - McAndrews	4,811.25	0.00	0.00	0.00	0.00	4,811.25	0.00	4,811.25
019-9014	Morning Movers Grant	73.33	0.00	0.00	0.00	0.00	73.33	0.00	73.33

LEBANON CITY SCHOOL DISTRICT

Cash Summary Report

Full Account Code	Description	Initial Cash	MTD Received	FYTD Received	MTD Expended	FYTD Expended	Fund Balance	Encumbrance	Unencumbered Balance
019-9016	FUSE Grant - Donovan	\$ 4,400.00	\$ 0.00	\$ 0.00	\$ 0.00	\$ 0.00	\$ 4,400.00	\$ 0.00	\$ 4,400.00
019-9020	LEARNING LINKS GRANT - SENSORY BREAKS LHS	12.21	0.00	0.00	0.00	0.00	12.21	0.00	12.21
019-9022	Hope Squad, Suicide Prevention Grant	283.39	0.00	0.00	0.00	0.00	283.39	0.00	283.39
019-9027	High Schools That Work Mini Grant - LJHS	625.03	0.00	0.00	0.00	0.00	625.03	0.00	625.03
019-9028	Learning Links Grant - Career Tech	1,296.00	0.00	0.00	0.00	0.00	1,296.00	0.00	1,296.00
019-9029	High Schools That Work Mini Grant - LHS	1,000.00	0.00	0.00	0.00	0.00	1,000.00	0.00	1,000.00
022-9000	Volleyball Tournament Fund	3,992.00	0.00	0.00	0.00	0.00	3,992.00	0.00	3,992.00
022-9001	Boys Soccer Tournament Fund	277.00	0.00	0.00	0.00	0.00	277.00	0.00	277.00
022-9004	Wrestling Tournament Fund	1,687.00	0.00	0.00	1,687.00	1,687.00	0.00	0.00	0.00
022-9006	Softball Tournament Fund	559.00	0.00	0.00	0.00	0.00	559.00	0.00	559.00
022-9007	Football Tournament Fund	3,280.00	0.00	0.00	3,280.00	3,280.00	0.00	0.00	0.00
022-9010	Boys Lacrosse Tournament Fund	517.00	0.00	0.00	517.00	517.00	0.00	0.00	0.00
034-0000	Classroom Facilities Maintenance .5 Mill	995,270.32	4,548.33	4,548.33	184,021.64	184,021.64	815,797.01	697,077.09	118,719.92
200-9000	Junior Council on World Affairs	1,339.06	0.00	0.00	0.00	0.00	1,339.06	0.00	1,339.06
200-9001	LHS Art & Portfolio Club	164.94	0.00	0.00	0.00	0.00	164.94	0.00	164.94
200-9003	LHS Drama Club	12,474.38	0.00	0.00	0.00	0.00	12,474.38	1,104.09	11,370.29
200-9004	LHS French Club	362.22	0.00	0.00	0.00	0.00	362.22	0.00	362.22
200-9005	LHS Spanish Club	748.08	0.00	0.00	0.00	0.00	748.08	0.00	748.08
200-9006	LHS FCCLA	6,107.33	0.00	0.00	0.00	0.00	6,107.33	0.00	6,107.33
200-9007	LHS FBLA	3,639.40	0.00	0.00	0.00	0.00	3,639.40	0.00	3,639.40
200-9008	LHS National Honor Society	4,236.49	0.00	0.00	0.00	0.00	4,236.49	178.20	4,058.29
200-9011	LHS Recording Club	646.89	0.00	0.00	0.00	0.00	646.89	0.00	646.89
200-9012	AFJROTC	6,215.06	0.00	0.00	0.00	0.00	6,215.06	81.87	6,133.19
200-9013	LJHS Student Council	8,833.40	0.00	0.00	0.00	0.00	8,833.40	300.00	8,533.40
200-9016	LHS Student Council	40,671.67	0.00	0.00	0.00	0.00	40,671.67	570.98	40,100.69
200-9017	LJHS Warrior Pride Yearbook	15,397.71	0.00	0.00	0.00	0.00	15,397.71	0.00	15,397.71
200-9025	Key Club	1,859.26	0.00	0.00	0.00	0.00	1,859.26	0.00	1,859.26
200-9027	LHS Outdoor Adventure Club	1,900.62	0.00	0.00	0.00	0.00	1,900.62	0.00	1,900.62
200-9029	LHS Yearbook	38,711.12	0.00	0.00	8,066.50	8,066.50	30,644.62	10,284.61	20,360.01
200-9030	LJHS Spear Club	1,486.77	0.00	0.00	0.00	0.00	1,486.77	0.00	1,486.77
200-9032	LHS Ecology Club	393.22	0.00	0.00	0.00	0.00	393.22	0.00	393.22
200-9035	LJHS Drama Club	31,380.62	0.00	0.00	0.00	0.00	31,380.62	98.11	31,282.51
200-9037	LJHS Renaissance Academic Success	0.00	0.00	0.00	322.84	322.84	(322.84)	0.00	(322.84)
200-9038	LHS Intramurals	210.27	0.00	0.00	0.00	0.00	210.27	0.00	210.27
200-9040	Daylight Prom	2,596.77	0.00	0.00	0.00	0.00	2,596.77	0.00	2,596.77
200-9045	LJHS Science Club	536.85	0.00	0.00	0.00	0.00	536.85	0.00	536.85

LEBANON CITY SCHOOL DISTRICT

Cash Summary Report

Full Account Code	Description	Initial Cash	MTD Received	FYTD Received	MTD Expended	FYTD Expended	Fund Balance	Encumbrance	Unencumbered Balance
200-9046	LHS Gender Sexuality Alliance (GSA)	\$ 887.10	\$ 0.00	\$ 0.00	\$ 0.00	\$ 0.00	\$ 887.10	\$ 0.00	\$ 887.10
200-9047	LJHS Builders' Club	22.50	0.00	0.00	0.00	0.00	22.50	0.00	22.50
200-9050	LJHS Pop Culture Club	247.86	0.00	0.00	0.00	0.00	247.86	0.00	247.86
200-9051	LHS Beverage Cart	414.04	0.00	0.00	0.00	0.00	414.04	0.00	414.04
200-9054	LHS Hope Squad	1,102.20	0.00	0.00	0.00	0.00	1,102.20	76.67	1,025.53
200-9055	LJHS WarZone	568.30	0.00	0.00	0.00	0.00	568.30	0.00	568.30
200-9056	LHS Class of 2024	3,671.82	0.00	0.00	0.00	0.00	3,671.82	2,310.22	1,361.60
200-9057	LHS Class of 2025	5,270.59	0.00	0.00	0.00	0.00	5,270.59	0.00	5,270.59
200-9058	Berry Student Council	422.40	0.00	0.00	0.00	0.00	422.40	290.00	132.40
200-9059	LHS Class of 2026	1,463.66	0.00	0.00	0.00	0.00	1,463.66	0.00	1,463.66
200-9060	LHS Maroon Makers	60.00	0.00	0.00	0.00	0.00	60.00	0.00	60.00
200-9061	LHS Class of 2027	873.75	0.00	0.00	0.00	0.00	873.75	0.00	873.75
300-9401	Varsity Winter Guard	3,995.22	0.00	0.00	0.00	0.00	3,995.22	641.60	3,353.62
300-9402	Junior Varsity Winter Guard	2,740.57	0.00	0.00	0.00	0.00	2,740.57	268.34	2,472.23
300-9404	LHS Drumline	5,100.34	0.00	0.00	0.00	0.00	5,100.34	170.00	4,930.34
300-9406	Orchestra	5,327.68	0.00	0.00	0.00	0.00	5,327.68	183.74	5,143.94
300-9500	LHS Athletic Department	19,094.32	34,288.10	34,288.10	43,934.58	43,934.58	9,447.84	23,603.70	(14,155.86)
300-9505	LHS Captain's Council	419.16	0.00	0.00	0.00	0.00	419.16	250.00	169.16
300-9506	Boys Club Volleyball	6,757.67	0.00	0.00	0.00	0.00	6,757.67	1,456.00	5,301.67
300-9513	Indoor Track & Field	1,731.00	0.00	0.00	0.00	0.00	1,731.00	0.00	1,731.00
300-9514	LJHS Athletic Department	12,496.04	855.08	855.08	804.89	804.89	12,546.23	877.99	11,668.24
300-9515	LJHS Athletic Concessions	855.08	0.00	0.00	855.08	855.08	0.00	0.00	0.00
300-9516	LHS Dance Team	842.01	0.00	0.00	0.00	0.00	842.01	360.00	482.01
300-9517	LHS Warrior Stack	8,595.67	0.00	0.00	0.00	0.00	8,595.67	0.00	8,595.67
300-9993	LHS Baseball Team - Historical Society	7,549.70	0.00	0.00	0.00	0.00	7,549.70	0.00	7,549.70
401-9024	St. Francis Auxiliary Services FY24	73,633.15	0.00	0.00	1,531.42	1,531.42	72,101.73	17,561.01	54,540.72
401-9025	St. Francis Auxiliary Services FY25	0.00	392.99	392.99	2,007.89	2,007.89	(1,614.90)	0.00	(1,614.90)
401-9124	Lebanon United Methodist Kindergarten FY24	9,075.84	0.00	0.00	2,262.17	2,262.17	6,813.67	265.49	6,548.18
401-9125	Lebanon United Methodist Kinder FY25	0.00	37.81	37.81	69.60	69.60	(31.79)	0.00	(31.79)
401-9224	Lebanon Christian Auxiliary Services FY24	102,373.44	0.00	0.00	7,821.25	7,821.25	94,552.19	13,841.40	80,710.79
401-9225	Lebanon Christian Auxiliary Services FY25	0.00	452.40	452.40	13,861.88	13,861.88	(13,409.48)	0.00	(13,409.48)
451-9024	FY 24 Network Subsidy	9,705.24	0.00	0.00	0.00	0.00	9,705.24	0.00	9,705.24
467-9020	Student Wellness and Success Fund	93,976.81	0.00	0.00	24,939.85	24,939.85	69,036.96	10,212.91	58,824.05
499-9020	School Safety Grant	11,361.25	0.00	0.00	0.00	0.00	11,361.25	0.00	11,361.25
499-9124	Parent Mentor Grant FY 24	(15.42)	15.42	15.42	4,883.67	4,883.67	(4,883.67)	15.42	(4,899.09)

LEBANON CITY SCHOOL DISTRICT

Cash Summary Report

Full Account Code	Description	Initial Cash	MTD Received	FYTD Received	MTD Expended	FYTD Expended	Fund Balance	Encumbrance	Unencumbered Balance
499-9224	Skills Trainer Project Grant FY24	\$ (11,400.00)	\$ 11,400.00	\$ 11,400.00	\$ 0.00	\$ 0.00	\$ 0.00	\$ 0.00	\$ 0.00
499-9324	Ohio EPA Grant FY24	0.00	0.00	0.00	0.00	0.00	0.00	10,000.00	(10,000.00)
499-9424	OH Attorney General School Law Enfor Technology Grant FY24	30,000.00	0.00	0.00	0.00	0.00	30,000.00	0.00	30,000.00
499-9524	OH Attorney General School Safety Grant FY24	22,744.69	0.00	0.00	0.00	0.00	22,744.69	0.00	22,744.69
507-9123	ESSER ARP Grant Funds (COVID) - FY23	0.00	0.00	0.00	0.00	0.00	0.00	100,000.00	(100,000.00)
516-9024	IDEA, PART B FY 24	(79,346.53)	84,346.53	84,346.53	115,800.33	115,800.33	(110,800.33)	23,432.09	(134,232.42)
551-9024	Title III, LEP FY 24	(360.38)	360.38	360.38	720.76	720.76	(720.76)	0.00	(720.76)
572-9024	TITLE I FY 24	(98,207.01)	102,426.45	102,426.45	63,304.58	63,304.58	(59,085.14)	3,327.56	(62,412.70)
584-9024	Title IV-A Student Support & Acad. Enrich.	(24,000.00)	32,111.01	32,111.01	0.00	0.00	8,111.01	1,147.82	6,963.19
587-9024	IDEA, Early Childhood Education FY 24	(1,788.55)	1,788.55	1,788.55	0.00	0.00	0.00	0.00	0.00
590-9024	TITLE II-A FY 24	0.00	20,097.21	20,097.21	20,097.21	20,097.21	0.00	0.00	0.00
599-9023	School Safety Grant OFCC FY23	88,776.44	0.00	0.00	0.00	0.00	88,776.44	98,629.94	(9,853.50)
Grand Total		\$ 43,325,691.38	\$ 11,388,986.46	\$ 11,388,986.46	\$ 7,118,397.74	\$ 7,118,397.74	\$ 47,596,280.10	\$ 7,620,807.19	\$ 39,975,472.91

Start Date: 7/1/2024

End Date: 7/31/2024

LEBANON CITY SCHOOL DISTRICT

Disbursement Summary Report

Reference Number	Check Number	Type	Date	Name	Vendor #	Status	Reconcile Date	Void Date	Amount
49324	190846	ACCOUNTS_PAYA BLE	7/26/2024	BASA	20210	OUTSTANDING			\$ 375.00
49207	190718	ACCOUNTS_PAYA BLE	7/19/2024	BECKMAN ENVIRONMENTA L	20330	RECONCILED	7/31/2024		133.10
49218	190719	ACCOUNTS_PAYA BLE	7/19/2024	BETHESDA HEALTHCARE INC.	20453	RECONCILED	7/31/2024		2,351.00
49347	190936	ACCOUNTS_PAYA BLE	7/26/2024	ZANER-BLOSER, INC.	20460	OUTSTANDING			581.90
49256	190848	ACCOUNTS_PAYA BLE	7/26/2024	BLICK ART MATERIALS	20520	OUTSTANDING			392.68
49300	190854	ACCOUNTS_PAYA BLE	7/26/2024	CBTS	20563	OUTSTANDING			34.91
49242	190852	ACCOUNTS_PAYA BLE	7/26/2024	BSN SPORTS , LLC	20920	OUTSTANDING			21,255.73
49175	190725	ACCOUNTS_PAYA BLE	7/19/2024	BUTLER; SCOTT	21137	RECONCILED	7/31/2024		110.11
49070	190667	ACCOUNTS_PAYA BLE	7/12/2024	CDW GOVERNMENT INC.	30015	RECONCILED	7/31/2024		39,579.01
49343	190855	ACCOUNTS_PAYA BLE	7/26/2024	CDW GOVERNMENT INC.	30015	OUTSTANDING			245.62
49257	190856	ACCOUNTS_PAYA BLE	7/26/2024	CEDARVILLE UNIVERSITY	30293	OUTSTANDING			335.77
49075	190683	ACCOUNTS_PAYA BLE	7/12/2024	KENWOOD DEALER GROUP	30530	RECONCILED	7/31/2024		84.33
49118	190747	ACCOUNTS_PAYA BLE	7/19/2024	DUKE ENERGY PAYMENT PROCESSING	30760	RECONCILED	7/31/2024		1,402.93
49267	190864	ACCOUNTS_PAYA BLE	7/26/2024	DUKE ENERGY PAYMENT PROCESSING	30760	OUTSTANDING			1,290.71
49103	190668	ACCOUNTS_PAYA BLE	7/12/2024	CINTAS	30810	RECONCILED	7/31/2024		131.46
49311	190858	ACCOUNTS_PAYA BLE	7/26/2024	CINTAS	30810	OUTSTANDING			262.92
49117	190822	ACCOUNTS_PAYA BLE	7/19/2024	THE CITY OF LEBANON	30840	RECONCILED	7/31/2024		75,645.53
49153	190821	ACCOUNTS_PAYA BLE	7/19/2024	THE CITY OF LEBANON	30841	RECONCILED	7/31/2024		23,809.18
49193	190741	ACCOUNTS_PAYA BLE	7/19/2024	CONNOR ELECTRIC CO.	31230	OUTSTANDING			200.00
49126	190742	ACCOUNTS_PAYA BLE	7/19/2024	COUNTRYSIDE YMCA	31487	RECONCILED	7/31/2024		632.20
49186	190745	ACCOUNTS_PAYA BLE	7/19/2024	CULLIGAN OF FAIRBORN	31760	OUTSTANDING			482.85

Start Date: 7/1/2024

End Date: 7/31/2024

LEBANON CITY SCHOOL DISTRICT

Disbursement Summary Report

Reference Number	Check Number	Type	Date	Name	Vendor #	Status	Reconcile Date	Void Date	Amount
49072	190672	ACCOUNTS_PAYA BLE	7/12/2024	DELL MARKETING L.P.	40323	RECONCILED	7/31/2024		\$ 9,504.66
49337	190862	ACCOUNTS_PAYA BLE	7/26/2024	DISCOUNT SCHOOL SUPPLY	40495	OUTSTANDING			314.78
49338	190863	ACCOUNTS_PAYA BLE	7/26/2024	DISCOVERY EDUCATION INC.	40510	OUTSTANDING			21,312.50
49138	190829	ACCOUNTS_PAYA BLE	7/19/2024	U.S. BANK	50555	RECONCILED	7/31/2024		4,950.00
49255	190933	ACCOUNTS_PAYA BLE	7/26/2024	U.S. BANK	50555	OUTSTANDING			3,621.15
49436	191035	ACCOUNTS_PAYA BLE	7/31/2024	U.S. BANK	50555	OUTSTANDING			400.00
49241	190869	ACCOUNTS_PAYA BLE	7/26/2024	FOUR SEASONS ENVIROMENTAL INC	60445	OUTSTANDING			618.00
49066	190676	ACCOUNTS_PAYA BLE	7/12/2024	GORDON FOOD SERVICE	70449	RECONCILED	7/31/2024		9,261.62
49132	190750	ACCOUNTS_PAYA BLE	7/19/2024	GORDON FOOD SERVICE	70449	RECONCILED	7/31/2024		4,163.27
49297	190872	ACCOUNTS_PAYA BLE	7/26/2024	GORDON FOOD SERVICE	70449	OUTSTANDING			4,336.28
49266	190874	ACCOUNTS_PAYA BLE	7/26/2024	GRADUATE SERVICE INC.	70520	OUTSTANDING			899.00
49105	190677	ACCOUNTS_PAYA BLE	7/12/2024	GRALER; MARK	70530	RECONCILED	7/31/2024		22.36
49272	190875	ACCOUNTS_PAYA BLE	7/26/2024	HAHN; RACHEL	80000	OUTSTANDING			545.00
49179	190751	ACCOUNTS_PAYA BLE	7/19/2024	HAMILTON COUNTY ESC	80138	RECONCILED	7/31/2024		190.00
49061	190679	ACCOUNTS_PAYA BLE	7/12/2024	HOME DEPOT CREDIT SERVICES	80907	RECONCILED	7/31/2024		302.49
49161	190758	ACCOUNTS_PAYA BLE	7/19/2024	HOME DEPOT CREDIT SERVICES	80907	RECONCILED	7/31/2024		23.94
49282	190878	ACCOUNTS_PAYA BLE	7/26/2024	HOME DEPOT CREDIT SERVICES	80907	OUTSTANDING			333.10
49183	190749	ACCOUNTS_PAYA BLE	7/19/2024	EVANS; TANYA	100275	OUTSTANDING			596.43
49077	190684	ACCOUNTS_PAYA BLE	7/12/2024	KOI AUTO PARTS	120430	RECONCILED	7/31/2024		65.25
49273	190888	ACCOUNTS_PAYA BLE	7/26/2024	KOI AUTO PARTS	120430	OUTSTANDING			64.03
49185	190773	ACCOUNTS_PAYA BLE	7/19/2024	LEBANON ELECTRIC SUPPLY INC.	120490	RECONCILED	7/31/2024		58.97
49299	190889	ACCOUNTS_PAYA	7/26/2024	LEBANON	120490	OUTSTANDING			79.50

Start Date: 7/1/2024

End Date: 7/31/2024

LEBANON CITY SCHOOL DISTRICT

Disbursement Summary Report

Reference Number	Check Number	Type	Date	Name	Vendor #	Status	Reconcile Date	Void Date	Amount
		BLE		ELECTRIC SUPPLY INC.					
49330	190892	ACCOUNTS_PAYA	7/26/2024	LOWE'S	121095	OUTSTANDING			\$ 36.04
		BLE							
49306	190839	ACCOUNTS_PAYA	7/26/2024	ALLIED SUPPLY COMPANY	130350	OUTSTANDING			1,231.46
		BLE							
49196	190782	ACCOUNTS_PAYA	7/19/2024	MENO JAY & JULIE	130890	RECONCILED	7/31/2024		596.43
		BLE							
49199	190783	ACCOUNTS_PAYA	7/19/2024	MIAMISBURG HIGH SCHOOL	131009	OUTSTANDING			350.00
		BLE							
49114	190786	ACCOUNTS_PAYA	7/19/2024	MINUTEMAN PRESS	131320	RECONCILED	7/31/2024		2,914.07
		BLE							
49317	190896	ACCOUNTS_PAYA	7/26/2024	MINUTEMAN PRESS	131320	OUTSTANDING			29.72
		BLE							
49170	190788	ACCOUNTS_PAYA	7/19/2024	MODERN OFFICE METHODS	131480	RECONCILED	7/31/2024		7,321.37
		BLE							
49329	190897	ACCOUNTS_PAYA	7/26/2024	MODERN OFFICE METHODS	131480	OUTSTANDING			642.85
		BLE							
49159	190794	ACCOUNTS_PAYA	7/19/2024	NORWOOD HARDWARE & SUPPLY CO.	140470	RECONCILED	7/31/2024		1,068.75
		BLE							
49200	190795	ACCOUNTS_PAYA	7/19/2024	OAEP	140893	OUTSTANDING			50.00
		BLE							
49307	190901	ACCOUNTS_PAYA	7/26/2024	OASSA - OH ASSOCIATION OF	150105	OUTSTANDING			1,180.00
		BLE							
49081	190690	ACCOUNTS_PAYA	7/12/2024	O.A.S.B.O.	150112	RECONCILED	7/31/2024		275.00
		BLE							
49339	190900	ACCOUNTS_PAYA	7/26/2024	O.A.S.B.O.	150112	OUTSTANDING			275.00
		BLE							
49064	190701	ACCOUNTS_PAYA	7/12/2024	TREASURER STATE OF OHIO	150201	RECONCILED	7/31/2024		660.50
		BLE							
49223	190818	ACCOUNTS_PAYA	7/19/2024	STUCKERT; ROB	150280	OUTSTANDING			187.20
		BLE							
49294	190905	ACCOUNTS_PAYA	7/26/2024	OTC BRANDS INC.	150457	OUTSTANDING			452.43
		BLE							
49139	190797	ACCOUNTS_PAYA	7/19/2024	PALMER; LORI	160043	OUTSTANDING			61.00
		BLE							
49147	190798	ACCOUNTS_PAYA	7/19/2024	PHILLIPS SUPPLY CO.	160320	RECONCILED	7/31/2024		2,969.64
		BLE							
49244	190908	ACCOUNTS_PAYA	7/26/2024	PHILLIPS SUPPLY CO.	160320	OUTSTANDING			3,842.01
		BLE							
49331	190910	ACCOUNTS_PAYA	7/26/2024	PLATTENBURG & ASSOCIATES INC.	160449	OUTSTANDING			1,400.00
		BLE							
49326	190935	ACCOUNTS_PAYA	7/26/2024	WORKS INTERNATIONAL INC.	160778	OUTSTANDING			26,376.00
		BLE							
49314	190912	ACCOUNTS_PAYA	7/26/2024	REALLY GOOD STUFF, LLC	180182	OUTSTANDING			98.94
		BLE							

Start Date: 7/1/2024

End Date: 7/31/2024

LEBANON CITY SCHOOL DISTRICT

Disbursement Summary Report

Reference Number	Check Number	Type	Date	Name	Vendor #	Status	Reconcile Date	Void Date	Amount
49248	190919	ACCOUNTS_PAYA BLE	7/26/2024	SERGEANT: SARAH	190625	OUTSTANDING			\$ 850.00
49295	190929	ACCOUNTS_PAYA BLE	7/26/2024	THE SHERWIN- WILLIAMS CO.	190900	OUTSTANDING			104.28
49195	190813	ACCOUNTS_PAYA BLE	7/19/2024	SIEMENS INDUSTRY INC	191005	RECONCILED	7/31/2024		15,000.00
49245	190920	ACCOUNTS_PAYA BLE	7/26/2024	SIEMENS INDUSTRY INC	191005	OUTSTANDING			5,278.19
49173	190814	ACCOUNTS_PAYA BLE	7/19/2024	SILCO FIRE & SECURITY	191013	RECONCILED	7/31/2024		3,450.00
49279	190921	ACCOUNTS_PAYA BLE	7/26/2024	SILCO FIRE & SECURITY	191013	OUTSTANDING			4,910.65
49312	190923	ACCOUNTS_PAYA BLE	7/26/2024	SOUTHWEST GOLF RANCH	191355	OUTSTANDING			1,215.00
49157	190817	ACCOUNTS_PAYA BLE	7/19/2024	STOERMER- ANDERSON INC	191920	RECONCILED	7/31/2024		32,467.00
49150	190820	ACCOUNTS_PAYA BLE	7/19/2024	SYCAMORE COMMUNITY SCHOOLS	192239	OUTSTANDING			300.00
49341	190931	ACCOUNTS_PAYA BLE	7/26/2024	TOWNE PEST CONTROL	200392	OUTSTANDING			375.00
49216	190828	ACCOUNTS_PAYA BLE	7/19/2024	TROPHY AWARDS	200559	RECONCILED	7/31/2024		156.08
49265	190932	ACCOUNTS_PAYA BLE	7/26/2024	TROPHY AWARDS	200559	OUTSTANDING			17.88
49115	190831	ACCOUNTS_PAYA BLE	7/19/2024	VERTICAL SYSTEMS ELEVATOR	220162	RECONCILED	7/31/2024		218.36
49082	190664	ACCOUNTS_PAYA BLE	7/12/2024	CAPITAL ONE	220900	RECONCILED	7/31/2024		466.30
49127	190727	ACCOUNTS_PAYA BLE	7/19/2024	CAPITAL ONE	220900	RECONCILED	7/31/2024		772.27
49251	190853	ACCOUNTS_PAYA BLE	7/26/2024	CAPITAL ONE	220900	OUTSTANDING			530.95
49327	190934	ACCOUNTS_PAYA BLE	7/26/2024	WARREN COUNTY ESC	230196	OUTSTANDING			875.00
49149	190834	ACCOUNTS_PAYA BLE	7/19/2024	WARREN COUNTY WATER AND SEWER	230597	RECONCILED	7/31/2024		1,568.18
49156	190717	ACCOUNTS_PAYA BLE	7/19/2024	BAYNUM PAINTING	520052	RECONCILED	7/31/2024		39,710.00
49285	190847	ACCOUNTS_PAYA BLE	7/26/2024	BAYNUM PAINTING	520052	OUTSTANDING			620.00
49280	190922	ACCOUNTS_PAYA BLE	7/26/2024	SINCLAIR COMMUNITY COLLEGE	520791	OUTSTANDING			664.40
49101	190678	ACCOUNTS_PAYA BLE	7/12/2024	GREGG; KIM	801757	OUTSTANDING			23.50

Start Date: 7/1/2024

End Date: 7/31/2024

LEBANON CITY SCHOOL DISTRICT

Disbursement Summary Report

Reference Number	Check Number	Type	Date	Name	Vendor #	Status	Reconcile Date	Void Date	Amount
49065	190688	ACCOUNTS_PAYA BLE	7/12/2024	MUSSER EXCAVATING	801796	RECONCILED	7/31/2024		\$ 4,400.00
49287	190877	ACCOUNTS_PAYA BLE	7/26/2024	HENRY SCHEIN INC.	801880	OUTSTANDING			3,436.57
49258	190876	ACCOUNTS_PAYA BLE	7/26/2024	HEALY AWARDS INC.	801927	OUTSTANDING			289.34
49342	190917	ACCOUNTS_PAYA BLE	7/26/2024	SCHOOL INSURANCE CONSULTANTS	801971	OUTSTANDING			9,641.00
49283	190884	ACCOUNTS_PAYA BLE	7/26/2024	J.W. PEPPER & SON INC.	802092	OUTSTANDING			603.48
49144	190808	ACCOUNTS_PAYA BLE	7/19/2024	SCHNEIDER ELECTRIC	802356	RECONCILED	7/31/2024		32,000.00
49259	190916	ACCOUNTS_PAYA BLE	7/26/2024	SCHNEIDER ELECTRIC	802356	OUTSTANDING			50,000.00
49136	190709	ACCOUNTS_PAYA BLE	7/19/2024	Ace Hardware W.C.	802545	RECONCILED	7/31/2024		41.97
49271	190837	ACCOUNTS_PAYA BLE	7/26/2024	Ace Hardware W.C.	802545	OUTSTANDING			1,105.96
49318	190928	ACCOUNTS_PAYA BLE	7/26/2024	THE MOTZ GROUP, LLC.	802789	OUTSTANDING			8,250.00
49073	190659	ACCOUNTS_PAYA BLE	7/12/2024	ADORAMA INC.	802831	RECONCILED	7/31/2024		10,563.45
49278	190898	ACCOUNTS_PAYA BLE	7/26/2024	NOLLEN, RYAN	803020	OUTSTANDING			51.63
49270	190849	ACCOUNTS_PAYA BLE	7/26/2024	BORJA, JEANNE	803116	OUTSTANDING			150.00
49095	190669	ACCOUNTS_PAYA BLE	7/12/2024	COBB: CARRIE	803324	RECONCILED	7/31/2024		118.67
49111	190740	ACCOUNTS_PAYA BLE	7/19/2024	COBB: CARRIE	803324	OUTSTANDING			57.33
49162	190707	ACCOUNTS_PAYA BLE	7/19/2024	4IMPRINT, INC.	803345	RECONCILED	7/31/2024		2,964.73
49249	190836	ACCOUNTS_PAYA BLE	7/26/2024	4IMPRINT, INC.	803345	OUTSTANDING			1,002.00
49108	190760	ACCOUNTS_PAYA BLE	7/19/2024	INSECT LORE PRODUCTS	803354	RECONCILED	7/31/2024		43.93
49320	190850	ACCOUNTS_PAYA BLE	7/26/2024	BOWERS SUCCESS DEVELOPMENT	803654	OUTSTANDING			5,000.00
49236	190885	REFUND	7/24/2024	JS LANGUAGES LLC	803721	OUTSTANDING			960.00
49174	190710	ACCOUNTS_PAYA BLE	7/19/2024	AIRGAS USA LLC	804036	RECONCILED	7/31/2024		272.73
49120	190816	ACCOUNTS_PAYA BLE	7/19/2024	STAPLES BUSINESS ADVANTAGE	804156	RECONCILED	7/31/2024		1,325.53
49085	190698	ACCOUNTS_PAYA	7/12/2024	SAFETY-KLEEN	804198	RECONCILED	7/31/2024		398.71

Start Date: 7/1/2024

End Date: 7/31/2024

LEBANON CITY SCHOOL DISTRICT

Disbursement Summary Report

Reference Number	Check Number	Type	Date	Name	Vendor #	Status	Reconcile Date	Void Date	Amount
		BLE		SYSTEMS INC.					
49288	190844	ACCOUNTS_PAYA	7/26/2024	AWARDS OF EXCELLENCE	804212	OUTSTANDING			\$ 79.00
49340	190880	ACCOUNTS_PAYA	7/26/2024	IBS OF OHIO RIVER VALLEY	804243	OUTSTANDING			1,039.20
49098	190696	ACCOUNTS_PAYA	7/12/2024	RUMPKE OF OHIO INC.	804873	RECONCILED	7/31/2024		505.00
49107	190804	ACCOUNTS_PAYA	7/19/2024	RUMPKE OF OHIO INC.	804873	RECONCILED	7/31/2024		3,253.84
49289	190914	ACCOUNTS_PAYA	7/26/2024	RUMPKE OF OHIO INC.	804873	OUTSTANDING			183.00
49135	190731	ACCOUNTS_PAYA	7/19/2024	CARROLL'S CARPET	804890	RECONCILED	7/31/2024		9,960.45
49328	190890	ACCOUNTS_PAYA	7/26/2024	LINEHAUL HEAVY DUTY LLC	805272	OUTSTANDING			34.48
49059	190685	REFUND	7/9/2024	KRUEGER INTERNATIONAL, INC.	805292	RECONCILED	7/31/2024		594.75
49096	190662	ACCOUNTS_PAYA	7/12/2024	AMERICAN BUS & ACCESSORIES	805335	RECONCILED	7/31/2024		121.60
49158	190723	ACCOUNTS_PAYA	7/19/2024	BREWER, PAUL D.	805382	OUTSTANDING			46.25
49134	190787	ACCOUNTS_PAYA	7/19/2024	MITCHELL'S PLUMBING INC.	805532	RECONCILED	7/31/2024		4,965.00
49093	190673	ACCOUNTS_PAYA	7/12/2024	DIESEL INJECTION SERVICE CO.	805582	RECONCILED	7/31/2024		3,295.56
49345	190861	ACCOUNTS_PAYA	7/26/2024	DIESEL INJECTION SERVICE CO.	805582	OUTSTANDING			2,845.56
49087	190680	ACCOUNTS_PAYA	7/12/2024	INTERSTATE BILLING SERVICE INC	805667	RECONCILED	7/31/2024		543.01
49204	190762	ACCOUNTS_PAYA	7/19/2024	INTERSTATE BILLING SERVICE INC	805667	RECONCILED	7/31/2024		97.15
49084	190693	ACCOUNTS_PAYA	7/12/2024	PK PRESSURE KLEEN, INC.	805929	RECONCILED	7/31/2024		1,125.00
49234	190722	ACCOUNTS_PAYA	7/19/2024	BRANDENBURG, JEFF & MAYGEN	805936	RECONCILED	7/31/2024		596.43
49189	190734	ACCOUNTS_PAYA	7/19/2024	CHARD SNYDER & ASSOCIATES	806236	RECONCILED	7/31/2024		1,111.00
49250	190893	ACCOUNTS_PAYA	7/26/2024	MCGRAW-HILL SCHOOL EDUCATION	806332	OUTSTANDING			64,876.61
49063	190703	ACCOUNTS_PAYA	7/12/2024	VERIZON WIRELESS	806436	RECONCILED	7/31/2024		1,233.50
49291	190845	ACCOUNTS_PAYA	7/26/2024	BACON: AARON	806618	OUTSTANDING			545.00

Start Date: 7/1/2024

End Date: 7/31/2024

LEBANON CITY SCHOOL DISTRICT Disbursement Summary Report

Reference Number	Check Number	Type	Date	Name	Vendor #	Status	Reconcile Date	Void Date	Amount
49092	190670	BLE ACCOUNTS_PAYA	7/12/2024	CTL CORPORATION	806880	RECONCILED	7/31/2024		\$ 19,249.80
49191	190744	BLE ACCOUNTS_PAYA	7/19/2024	CTL CORPORATION	806880	RECONCILED	7/31/2024		105.00
49301	190859	BLE ACCOUNTS_PAYA	7/26/2024	COLLINS, THOMAS (TJ)	806959	OUTSTANDING			25.00
49137	190807	BLE ACCOUNTS_PAYA	7/19/2024	SCHAAD; LISA	807011	RECONCILED	7/31/2024		1,192.86
49332	190867	BLE ACCOUNTS_PAYA	7/26/2024	FIRST ADVANTAGE TAX	807093	OUTSTANDING			240.00
49319	190882	BLE ACCOUNTS_PAYA	7/26/2024	INSTITUTE FOR MULTI-SENSORY	807144	OUTSTANDING			393.20
49112	190759	BLE ACCOUNTS_PAYA	7/19/2024	HTG	807157	RECONCILED	7/31/2024		2,496.00
49102	190694	BLE ACCOUNTS_PAYA	7/12/2024	PRC TECHNOLOGY GROUP LLC	807187	RECONCILED	7/31/2024		1,847.61
49211	190799	BLE ACCOUNTS_PAYA	7/19/2024	PRC TECHNOLOGY GROUP LLC	807187	RECONCILED	7/31/2024		1,462.50
49177	190815	BLE ACCOUNTS_PAYA	7/19/2024	SILCOX; DAVE	807279	RECONCILED	7/31/2024		131.99
49123	190791	BLE ACCOUNTS_PAYA	7/19/2024	MORGAN, HILARY	807381	RECONCILED	7/31/2024		596.43
49344	190911	BLE ACCOUNTS_PAYA	7/26/2024	POWER SCHOOL GROUP, LLC	807445	OUTSTANDING			1,748.48
49109	190819	BLE ACCOUNTS_PAYA	7/19/2024	SUNRISE COOPERATIVE INC.	807482	RECONCILED	7/31/2024		1,367.81
49237	190926	BLE ACCOUNTS_PAYA	7/26/2024	SUNRISE COOPERATIVE INC.	807482	OUTSTANDING			391.45
49313	190895	BLE ACCOUNTS_PAYA	7/26/2024	MIAMI COUNTY ESC	807526	OUTSTANDING			4,800.00
49335	190909	BLE ACCOUNTS_PAYA	7/26/2024	PITNEY BOWES GLOBAL FINANCIAL	807881	OUTSTANDING			217.86
49089	190695	BLE ACCOUNTS_PAYA	7/12/2024	ROBERTSON, LORI	807882	RECONCILED	7/31/2024		143.28
49097	190702	BLE ACCOUNTS_PAYA	7/12/2024	TRUMBLY, AMBER	807961	RECONCILED	7/31/2024		26.12
49290	190870	BLE ACCOUNTS_PAYA	7/26/2024	FRAMBES; ANITA	808009	OUTSTANDING			390.00
49176	190753	BLE ACCOUNTS_PAYA	7/19/2024	HEALTHWORKS	808030	RECONCILED	7/31/2024		522.00
49303	190913	BLE ACCOUNTS_PAYA	7/26/2024	ROAD TO SAFETY INC	808174	OUTSTANDING			500.00

Start Date: 7/1/2024

End Date: 7/31/2024

LEBANON CITY SCHOOL DISTRICT

Disbursement Summary Report

Reference Number	Check Number	Type	Date	Name	Vendor #	Status	Reconcile Date	Void Date	Amount
49277	190887	ACCOUNTS_PAYA BLE	7/26/2024	KOENIG EQUIPMENT	808194	OUTSTANDING			\$ 76.18
49099	190691	ACCOUNTS_PAYA BLE	7/12/2024	OHIO CAT	808222	RECONCILED	7/31/2024		87.73
49305	190904	ACCOUNTS_PAYA BLE	7/26/2024	OHIO CAT	808222	OUTSTANDING			541.20
49210	190776	ACCOUNTS_PAYA BLE	7/19/2024	LOGE; MICHAEL	808230	RECONCILED	7/31/2024		35.18
49302	190891	ACCOUNTS_PAYA BLE	7/26/2024	LOGE; MICHAEL	808230	RECONCILED	7/31/2024		148.31
49140	190832	ACCOUNTS_PAYA BLE	7/19/2024	VINCE BREIDENBACH	808365	RECONCILED	7/31/2024		596.43
49197	190803	ACCOUNTS_PAYA BLE	7/19/2024	ROBERT FAIST	808375	OUTSTANDING			596.43
49071	190671	ACCOUNTS_PAYA BLE	7/12/2024	DEBRA-KUEMPEL	808405	RECONCILED	7/31/2024		13,411.28
49163	190810	ACCOUNTS_PAYA BLE	7/19/2024	Schrameck Beth	808423	RECONCILED	7/31/2024		596.43
49198	190730	ACCOUNTS_PAYA BLE	7/19/2024	CARL WHITTENBURG	808439	RECONCILED	7/31/2024		1,192.86
49078	190689	ACCOUNTS_PAYA BLE	7/12/2024	O'REILLY AUTO PARTS	808521	RECONCILED	7/31/2024		420.09
49239	190899	ACCOUNTS_PAYA BLE	7/26/2024	O'REILLY AUTO PARTS	808521	OUTSTANDING			1,172.34
49240	190871	ACCOUNTS_PAYA BLE	7/26/2024	FRONTLINE TECHNOLOGIES	808652	OUTSTANDING			43,932.91
49069	190661	ACCOUNTS_PAYA BLE	7/12/2024	AMAZON CAPITAL SERVICES	808695	RECONCILED	7/31/2024		258.16
49121	190712	ACCOUNTS_PAYA BLE	7/19/2024	AMAZON CAPITAL SERVICES	808695	RECONCILED	7/31/2024		11,741.98
49246	190841	ACCOUNTS_PAYA BLE	7/26/2024	AMAZON CAPITAL SERVICES	808695	OUTSTANDING			12,295.51
49275	190924	ACCOUNTS_PAYA BLE	7/26/2024	SOUTHWEST OHIO COUNCIL	808737	RECONCILED	7/31/2024		17,028.43
49214	190729	ACCOUNTS_PAYA BLE	7/19/2024	CARDINAL LANDSCAPING	808746	RECONCILED	7/31/2024		2,551.33
49076	190687	ACCOUNTS_PAYA BLE	7/12/2024	MOCKABEE; SARAH	808839	RECONCILED	7/31/2024		100.00
49215	190720	ACCOUNTS_PAYA BLE	7/19/2024	BLANN; DAVE & LACY	808941	RECONCILED	7/31/2024		1,192.86
49094	190663	ACCOUNTS_PAYA BLE	7/12/2024	Buchert; Jamie	808958	RECONCILED	7/31/2024		20.80
49172	190774	ACCOUNTS_PAYA BLE	7/19/2024	Leppert-Wahl; Marlaina	809065	RECONCILED	7/31/2024		596.43
49252	190907	ACCOUNTS_PAYA	7/26/2024	PANORAMA	809093	OUTSTANDING			57,898.00

Start Date: 7/1/2024

End Date: 7/31/2024

LEBANON CITY SCHOOL DISTRICT Disbursement Summary Report

Reference Number	Check Number	Type	Date	Name	Vendor #	Status	Reconcile Date	Void Date	Amount
49286	190925	BLE ACCOUNTS_PAYA	7/26/2024	EDUCATION INC. STOTTS; NICK	809098	OUTSTANDING			\$ 531.00
49274	190866	BLE ACCOUNTS_PAYA	7/26/2024	EDPUZZLE INC.	809105	OUTSTANDING			14,311.00
49309	190860	BLE ACCOUNTS_PAYA	7/26/2024	COLLINS; LINDSAY	809110	OUTSTANDING			75.00
49316	190865	BLE ACCOUNTS_PAYA	7/26/2024	EASTERN CINCINNATI CONFERENCE	809129	OUTSTANDING			9,495.00
49346	190838	BLE ACCOUNTS_PAYA	7/26/2024	AFFORDABLE LANGUAGE SERVICES	809194	OUTSTANDING			5.10
49276	190937	BLE ACCOUNTS_PAYA	7/26/2024	ZANOLA; MEAGAN	809412	OUTSTANDING			850.00
49080	190699	BLE ACCOUNTS_PAYA	7/12/2024	SCHOOL SPECIALTY LLC	809420	RECONCILED	7/31/2024		93.61
49142	190809	BLE ACCOUNTS_PAYA	7/19/2024	SCHOOL SPECIALTY LLC	809420	RECONCILED	7/31/2024		8,974.90
49227	190771	BLE ACCOUNTS_PAYA	7/19/2024	KLIMO; SCOTT & CHRISTIANA	809472	OUTSTANDING			596.43
49146	190775	BLE ACCOUNTS_PAYA	7/19/2024	LESCH; KEITH & DANIELLE	809473	OUTSTANDING			2,385.72
49235	190721	BLE ACCOUNTS_PAYA	7/19/2024	BORGEMENKE; ELIZABETH	809475	RECONCILED	7/31/2024		596.43
49226	190733	BLE ACCOUNTS_PAYA	7/19/2024	CESTA; ALLISON	809476	RECONCILED	7/31/2024		1,192.86
49203	190755	BLE ACCOUNTS_PAYA	7/19/2024	HENDRICKSON; JAKE & EMILY	809478	RECONCILED	7/31/2024		1,192.86
49129	190785	BLE ACCOUNTS_PAYA	7/19/2024	MILLER; MELISSA	809480	RECONCILED	7/31/2024		1,192.86
49079	190700	BLE ACCOUNTS_PAYA	7/12/2024	STOTTS; BRITTANY	809542	VOID		7/29/2024	531.00
49182	190736	BLE ACCOUNTS_PAYA	7/19/2024	CHRISTENSEN; LANE	809555	VOID		7/31/2024	117.00
49298	190857	BLE ACCOUNTS_PAYA	7/26/2024	CHRISTENSEN; LANE	809555	RECONCILED	7/31/2024		65.00
49104	190697	BLE ACCOUNTS_PAYA	7/12/2024	S&S SCHOOL BUS SEATS AND PARTS	809582	RECONCILED	7/31/2024		1,218.84
49323	190915	BLE ACCOUNTS_PAYA	7/26/2024	S&S SCHOOL BUS SEATS AND PARTS	809582	OUTSTANDING			2,152.32
49304	190868	BLE ACCOUNTS_PAYA	7/26/2024	FOLLETT CONTENT SOLUTIONS	809666	OUTSTANDING			359.69
49110	190800	BLE ACCOUNTS_PAYA	7/19/2024	PRODIGY BUILDING	809773	RECONCILED	7/31/2024		435,132.75

Start Date: 7/1/2024

End Date: 7/31/2024

LEBANON CITY SCHOOL DISTRICT

Disbursement Summary Report

Reference Number	Check Number	Type	Date	Name	Vendor #	Status	Reconcile Date	Void Date	Amount
				SOLUTIONS LLC					
49336	190843	ACCOUNTS_PAYA BLE	7/26/2024	ASSET CONTROL SOLUTIONS***	809830	OUTSTANDING			\$ 1,500.00
49187	190748	ACCOUNTS_PAYA BLE	7/19/2024	EAKINS; MICHELLE	809886	RECONCILED	7/31/2024		596.43
49143	190756	ACCOUNTS_PAYA BLE	7/19/2024	HILDEBRAND; AARON	809887	OUTSTANDING			2,385.72
49141	190732	ACCOUNTS_PAYA BLE	7/19/2024	CASELL; JEFF	809889	RECONCILED	7/31/2024		1,192.86
49205	190830	ACCOUNTS_PAYA BLE	7/19/2024	UNDERWOOD; JAMES	809891	RECONCILED	7/31/2024		1,192.86
49228	190715	ACCOUNTS_PAYA BLE	7/19/2024	ARLINGHAUS; MEREDITH	809892	RECONCILED	7/31/2024		1,192.86
49167	190806	ACCOUNTS_PAYA BLE	7/19/2024	SANDER; ROBIN	809893	RECONCILED	7/31/2024		596.43
49166	190827	ACCOUNTS_PAYA BLE	7/19/2024	TRIMMER; KRISTLE	809894	RECONCILED	7/31/2024		1,192.86
49194	190739	ACCOUNTS_PAYA BLE	7/19/2024	CLOUSE; LAUREN	809896	RECONCILED	7/31/2024		596.43
49202	190763	ACCOUNTS_PAYA BLE	7/19/2024	JACKSON; SYDNEY	809897	RECONCILED	7/31/2024		596.43
49219	190835	ACCOUNTS_PAYA BLE	7/19/2024	WILLIAMITIS; ANN	809899	RECONCILED	7/31/2024		1,192.86
49152	190833	ACCOUNTS_PAYA BLE	7/19/2024	VOSSLER; JEFF	809900	OUTSTANDING			596.43
49155	190779	ACCOUNTS_PAYA BLE	7/19/2024	MEADE; RYANNA	809902	OUTSTANDING			1,192.86
49209	190713	ACCOUNTS_PAYA BLE	7/19/2024	ANDERSON ATHLETICS	809945	OUTSTANDING			300.00
49068	190692	ACCOUNTS_PAYA BLE	7/12/2024	OHIO SCHOLAR TRANSPORT	809952	OUTSTANDING			22,930.75
49119	190761	ACCOUNTS_PAYA BLE	7/19/2024	INSTITUTE FOR MULTI-SENSORY EDUCATION	809955	RECONCILED	7/31/2024		150.00
49334	190883	ACCOUNTS_PAYA BLE	7/26/2024	INSTITUTE FOR MULTI-SENSORY EDUCATION	809955	OUTSTANDING			325.00
49325	190886	ACCOUNTS_PAYA BLE	7/26/2024	KEY BEHAVIOR SERVICES LLC	809982	OUTSTANDING			3,285.61
49315	190918	ACCOUNTS_PAYA BLE	7/26/2024	SECURLY INC	810034	OUTSTANDING			2,900.00
49086	190682	ACCOUNTS_PAYA BLE	7/12/2024	JESSICA CLARK	810126	RECONCILED	7/31/2024		54.95
49322	190851	ACCOUNTS_PAYA BLE	7/26/2024	BRICKER GRAYDON LLP	810148	OUTSTANDING			288.00
49188	190777	ACCOUNTS_PAYA BLE	7/19/2024	LOTT; RACHEL	810151	RECONCILED	7/31/2024		596.43

Start Date: 7/1/2024

End Date: 7/31/2024

LEBANON CITY SCHOOL DISTRICT

Disbursement Summary Report

Reference Number	Check Number	Type	Date	Name	Vendor #	Status	Reconcile Date	Void Date	Amount
49262	190881	ACCOUNTS_PAYA BLE	7/26/2024	IGS VENTURES, INC	810167	OUTSTANDING			\$ 1,445.90
49067	190665	ACCOUNTS_PAYA BLE	7/12/2024	CAROL LYNNE MULLINS	810206	RECONCILED	7/31/2024		4,520.50
49090	190674	ACCOUNTS_PAYA BLE	7/12/2024	ELIZABETH ROEHL	810251	OUTSTANDING			34.84
49220	190738	ACCOUNTS_PAYA BLE	7/19/2024	CHRISTINA FORD	810264	RECONCILED	7/31/2024		596.43
49125	190714	ACCOUNTS_PAYA BLE	7/19/2024	ANDREA MORWOOD	810265	RECONCILED	7/31/2024		596.43
49145	190765	ACCOUNTS_PAYA BLE	7/19/2024	JAMIE LENTZ	810267	OUTSTANDING			1,192.86
49113	190825	ACCOUNTS_PAYA BLE	7/19/2024	TIFFANY CASPERSON	810268	RECONCILED	7/31/2024		596.43
49206	190752	ACCOUNTS_PAYA BLE	7/19/2024	HAYLEY COOMER	810269	RECONCILED	7/31/2024		2,385.72
49122	190767	ACCOUNTS_PAYA BLE	7/19/2024	JEREMY WICK	810272	OUTSTANDING			1,192.86
49229	190754	ACCOUNTS_PAYA BLE	7/19/2024	HEIDI SMITH	810273	RECONCILED	7/31/2024		1,192.86
49169	190826	ACCOUNTS_PAYA BLE	7/19/2024	TRACY SUNDERMEIER	810274	OUTSTANDING			1,192.86
49184	190764	ACCOUNTS_PAYA BLE	7/19/2024	JACLYN HARDIN	810276	OUTSTANDING			1,192.86
49165	190790	ACCOUNTS_PAYA BLE	7/19/2024	MONICA & BRYAN HALE	810278	RECONCILED	7/31/2024		596.43
49180	190802	ACCOUNTS_PAYA BLE	7/19/2024	RENAE BUCKLEW	810280	RECONCILED	7/31/2024		596.43
49213	190737	ACCOUNTS_PAYA BLE	7/19/2024	CHRISTIE GRAY	810281	RECONCILED	7/31/2024		596.43
49221	190768	ACCOUNTS_PAYA BLE	7/19/2024	JILL DUDLEY	810282	RECONCILED	7/31/2024		2,385.72
49225	190811	ACCOUNTS_PAYA BLE	7/19/2024	SCOTT LAZOR	810284	OUTSTANDING			596.43
49224	190772	ACCOUNTS_PAYA BLE	7/19/2024	KRISTY WHALEY- MCCUTCHAN	810285	RECONCILED	7/31/2024		596.43
49116	190796	ACCOUNTS_PAYA BLE	7/19/2024	OFFICE 360	810289	RECONCILED	7/31/2024		2,950.07
49308	190902	ACCOUNTS_PAYA BLE	7/26/2024	OFFICE 360	810289	OUTSTANDING			2,760.00
49269	190903	ACCOUNTS_PAYA BLE	7/26/2024	OFFICE H2O, LLC	810313	OUTSTANDING			480.00
49321	190873	ACCOUNTS_PAYA BLE	7/26/2024	GRACENOTES LLC	810359	OUTSTANDING			940.00
49151	190780	ACCOUNTS_PAYA BLE	7/19/2024	MEGAN SUMMERS	810407	RECONCILED	7/31/2024		25.00
49296	190906	ACCOUNTS_PAYA BLE	7/26/2024	OUTDOOR ALUMINUM, INC.	810412	OUTSTANDING			846,806.25

Start Date: 7/1/2024

End Date: 7/31/2024

LEBANON CITY SCHOOL DISTRICT

Disbursement Summary Report

Reference Number	Check Number	Type	Date	Name	Vendor #	Status	Reconcile Date	Void Date	Amount
49293	190894	ACCOUNTS_PAYA BLE	7/26/2024	MEGAN GRIPPA	810425	OUTSTANDING			\$ 47.45
49178	190823	ACCOUNTS_PAYA BLE	7/19/2024	THE UNDERGROUND DETECTIVE	810447	OUTSTANDING			317.50
49260	190842	ACCOUNTS_PAYA BLE	7/26/2024	AMY UECKER	810457	OUTSTANDING			117.00
49088	190666	ACCOUNTS_PAYA BLE	7/12/2024	CARR SUPPLY - MONROE	810462	RECONCILED	7/31/2024		62.83
49133	190770	ACCOUNTS_PAYA BLE	7/19/2024	KALEIDOSCOPE LEARNING, INC	810467	RECONCILED	7/31/2024		2,043.00
49168	190726	ACCOUNTS_PAYA BLE	7/19/2024	BYO RECREATION, LLC	810495	OUTSTANDING			4,915.07
49333	190927	ACCOUNTS_PAYA BLE	7/26/2024	T-MOBILE	810498	OUTSTANDING			1,672.65
49062	190675	ACCOUNTS_PAYA BLE	7/12/2024	GEM CITY BEHAVIORAL SOLUTIONS, LLC	810499	RECONCILED	7/31/2024		5,000.00
49106	190706	ACCOUNTS_PAYA BLE	7/18/2024	JUSTIN PHILLIP PERRY	810502	RECONCILED	7/31/2024		17,523.33
49091	190686	ACCOUNTS_PAYA BLE	7/12/2024	M & R ELECTRIC MOTOR SERVICE, INC	810511	RECONCILED	7/31/2024		1,700.00
49435	191029	ACCOUNTS_PAYA BLE	7/31/2024	REDTREE INVESTMENT GROUP	810514	RECONCILED	7/31/2024		297.12
49261	190941	ACCOUNTS_PAYA BLE	7/26/2024	HOMETOWN TICKETING, INC	810521	RECONCILED	7/31/2024		357.74
49360	191018	ACCOUNTS_PAYA BLE	7/31/2024	HOMETOWN TICKETING, INC	810521	RECONCILED	7/31/2024		262.69
49437	191036	ACCOUNTS_PAYA BLE	7/31/2024	HOMETOWN TICKETING, INC	810521	RECONCILED	7/31/2024		5.66
49201	190812	ACCOUNTS_PAYA BLE	7/19/2024	SHARED RESOURCE CENTER	810563	RECONCILED	7/31/2024		619.32
49263	190879	ACCOUNTS_PAYA BLE	7/26/2024	HUBERT COMPANY, LLC	810579	OUTSTANDING			2,851.63
49164	190784	ACCOUNTS_PAYA BLE	7/19/2024	MICHAEL ARLINGHAUS	810583	OUTSTANDING			139.03
49100	190681	ACCOUNTS_PAYA BLE	7/12/2024	ISABEL DEL VALLE	810591	OUTSTANDING			6.00
49264	190840	ACCOUNTS_PAYA BLE	7/26/2024	ALTAFIBER	810592	OUTSTANDING			2,003.51
49230	190769	ACCOUNTS_PAYA BLE	7/19/2024	JOSHUA AARON	810599	OUTSTANDING			130.00
49060	190660	REFUND	7/12/2024	AMANDA SHEETS	810600	RECONCILED	7/31/2024		107.60
49348	190938	ACCOUNTS_PAYA	7/26/2024	PROGINSKI	810602	VOID		7/26/2024	38,540.00

Start Date: 7/1/2024

End Date: 7/31/2024

LEBANON CITY SCHOOL DISTRICT

Disbursement Summary Report

Reference Number	Check Number	Type	Date	Name	Vendor #	Status	Reconcile Date	Void Date	Amount
		BLE		EXCAVATING					
49349	190949	ACCOUNTS_PAYA	7/26/2024	PORGINSKI	810602	RECONCILED	7/31/2024		\$ 38,540.00
		BLE		EXCAVATING					
49160	190793	ACCOUNTS_PAYA	7/19/2024	NORTHWEST	810603	RECONCILED	7/31/2024		350.00
		BLE		LOCAL SD					
49130	190728	ACCOUNTS_PAYA	7/19/2024	CARA PHILLIPS	810604	RECONCILED	7/31/2024		1,789.29
		BLE							
49192	190735	ACCOUNTS_PAYA	7/19/2024	CHRISTA	810605	OUTSTANDING			1,192.86
		BLE		GOODING					
49233	190716	ACCOUNTS_PAYA	7/19/2024	ASHLEY FLICK	810606	RECONCILED	7/31/2024		596.43
		BLE							
49171	190743	ACCOUNTS_PAYA	7/19/2024	COURTNEY	810607	OUTSTANDING			1,061.64
		BLE		MINGS					
49128	190781	ACCOUNTS_PAYA	7/19/2024	MELISSA	810608	OUTSTANDING			1,192.86
		BLE		LOSEKAMP					
49148	190778	ACCOUNTS_PAYA	7/19/2024	MATTHEW	810609	RECONCILED	7/31/2024		1,789.29
		BLE		WESTFALL					
49190	190801	ACCOUNTS_PAYA	7/19/2024	RACHEL TROTTA	810610	RECONCILED	7/31/2024		596.43
		BLE							
49181	190766	ACCOUNTS_PAYA	7/19/2024	JENNIFER	810611	RECONCILED	7/31/2024		596.43
		BLE		GALLAST					
49217	190746	ACCOUNTS_PAYA	7/19/2024	DIANA INA	810612	OUTSTANDING			930.42
		BLE							
49131	190711	ACCOUNTS_PAYA	7/19/2024	ALMA SALAZAR	810613	RECONCILED	7/31/2024		1,192.86
		BLE							
49212	190789	ACCOUNTS_PAYA	7/19/2024	MOLLY LUCUS	810614	OUTSTANDING			596.43
		BLE							
49232	190792	ACCOUNTS_PAYA	7/19/2024	NICHOLAS	810615	RECONCILED	7/31/2024		596.43
		BLE		VENTURA					
49208	190757	ACCOUNTS_PAYA	7/19/2024	HODA POURVALI	810616	RECONCILED	7/31/2024		596.43
		BLE							
49231	190708	ACCOUNTS_PAYA	7/19/2024	ABBY CONNELL	810617	RECONCILED	7/31/2024		596.43
		BLE							
49154	190824	ACCOUNTS_PAYA	7/19/2024	THOMAS OLIVER	810618	RECONCILED	7/31/2024		596.43
		BLE		II					
49124	190805	ACCOUNTS_PAYA	7/19/2024	RYAN & ALISON	810619	OUTSTANDING			375.75
		BLE		SCHRECK					
49253	190930	ACCOUNTS_PAYA	7/26/2024	TOUCHMATH	810620	OUTSTANDING			12,372.81
		BLE		ACQUISITION					
				LLC					
49222	190724	ACCOUNTS_PAYA	7/19/2024	BUCKEYE	810621	RECONCILED	7/31/2024		175.00
		BLE		RUNNING					
				COMPANY					
49432	191030	ACCOUNTS_PAYA	7/31/2024	SWOOSH	900005	RECONCILED	7/31/2024		734,970.96
		BLE		Insurance					
				Consortium					
49430	191031	ACCOUNTS_PAYA	7/31/2024	METLIFE	900008	RECONCILED	7/31/2024		36,407.62
		BLE							

Start Date: 7/1/2024

End Date: 7/31/2024

LEBANON CITY SCHOOL DISTRICT

Disbursement Summary Report

Reference Number	Check Number	Type	Date	Name	Vendor #	Status	Reconcile Date	Void Date	Amount
49074	190704	ACCOUNTS_PAYA BLE	7/12/2024	STATE TEACHERS RETIREMENT SYS	901022	RECONCILED	7/31/2024		\$ 13,993.53
49243	190945	ACCOUNTS_PAYA BLE	7/26/2024	STATE TEACHERS RETIREMENT SYS	901022	VOID		7/31/2024	197,403.52
49354	191020	ACCOUNTS_PAYA BLE	7/31/2024	STATE TEACHERS RETIREMENT SYS	901022	RECONCILED	7/31/2024		183,410.00
49356	191019	ACCOUNTS_PAYA BLE	7/31/2024	STATE TEACHERS RETIREMENT SYS	901022	RECONCILED	7/31/2024		183,410.00
49359	191021	ACCOUNTS_PAYA BLE	7/31/2024	STATE TEACHERS RETIREMENT SYS	901022	RECONCILED	7/31/2024		13,993.52
49083	190705	ACCOUNTS_PAYA BLE	7/12/2024	SCHOOL EMPLOYEES RETIREMENT	901030	RECONCILED	7/31/2024		2,706.38
49238	190944	ACCOUNTS_PAYA BLE	7/26/2024	SCHOOL EMPLOYEES RETIREMENT	901030	VOID		7/31/2024	79,383.37
49353	191024	ACCOUNTS_PAYA BLE	7/31/2024	SCHOOL EMPLOYEES RETIREMENT	901030	RECONCILED	7/31/2024		76,677.00
49357	191022	ACCOUNTS_PAYA BLE	7/31/2024	SCHOOL EMPLOYEES RETIREMENT	901030	RECONCILED	7/31/2024		76,677.00
49358	191023	ACCOUNTS_PAYA BLE	7/31/2024	SCHOOL EMPLOYEES RETIREMENT	901030	RECONCILED	7/31/2024		2,706.37
49284	190942	ACCOUNTS_PAYA BLE	7/26/2024	LEBANON CITIZENS	901035	RECONCILED	7/31/2024		310.08
49247	190943	ACCOUNTS_PAYA BLE	7/26/2024	LEBANON CITY SCHOOLS	901040	VOID		7/30/2024	3,429.60
49350	190950	ACCOUNTS_PAYA BLE	7/30/2024	LEBANON CITY SCHOOLS	901040	RECONCILED	7/31/2024		5,022.60
49362	191025	ACCOUNTS_PAYA BLE	7/31/2024	LEBANON CITY SCHOOLS	901040	RECONCILED	7/31/2024		517.00
49431	191032	ACCOUNTS_PAYA BLE	7/31/2024	LCSO PAYROLL/MEDICA RE	901041	RECONCILED	7/31/2024		22,314.78
49434	191033	ACCOUNTS_PAYA BLE	7/31/2024	LCSO PAYROLL/MEDICA RE	901041	RECONCILED	7/31/2024		22,123.06
49268	190948	ACCOUNTS_PAYA BLE	7/26/2024	WARREN COUNTY ESC	901055	RECONCILED	7/31/2024		1,368.79
49355	191026	ACCOUNTS_PAYA BLE	7/31/2024	WARREN COUNTY ESC	901055	RECONCILED	7/31/2024		1,368.79
49281	190946	ACCOUNTS_PAYA BLE	7/26/2024	TUITION	901090	VOID		7/31/2024	6,231.00
49351	191028	ACCOUNTS_PAYA BLE	7/31/2024	TUITION	901090	RECONCILED	7/31/2024		6,235.17
49352	191027	ACCOUNTS_PAYA	7/31/2024	TUITION	901090	RECONCILED	7/31/2024		6,231.10

Start Date: 7/1/2024

End Date: 7/31/2024

LEBANON CITY SCHOOL DISTRICT
Disbursement Summary Report

Reference Number	Check Number	Type	Date	Name	Vendor #	Status	Reconcile Date	Void Date	Amount
49254	190947	BLE ACCOUNTS_PAYA	7/26/2024	US BANK	901095	VOID		7/31/2024	\$ 400.00
49310	190939	BLE ACCOUNTS_PAYA	7/26/2024	BUSINESSOLVER. COM, INC.	901106	RECONCILED	7/31/2024		0.81
49433	191034	BLE ACCOUNTS_PAYA	7/31/2024	RELIASTAR LIFE INSURANCE CO.	905715	RECONCILED	7/31/2024		2,151.83
49292	190940	BLE ACCOUNTS_PAYA	7/26/2024	CHARD SNYDER & ASSOCIATES	905719	RECONCILED	7/31/2024		118,999.97
Grand Total									\$ 4,170,949.48

**Lebanon City School District
Bank Reconciliation
July 31, 2024**

BANK & INVESTMENT ACCOUNTS

LCNB Operating Account - Current Balance	\$11,617,987.05
Change Funds	\$60.00
Dragonfly - Ending Balance	\$32,550.00
STAR Ohio - General (33648)	\$10,353,931.11
STAR Ohio - Bond Retirement (33540)	\$145,859.90
STAR Ohio - Capital Projects (34814)	\$568,968.71
STAR Ohio - Expendable Scholarships (68988)	\$171,047.46
STAR Ohio - Nonexpendable Scholarships (68979)	\$130,159.11
STAR Ohio - Construction Retainage (76921)	\$2,558.54
STAR Ohio - Retainage (76887)	\$44,615.19
Red Tree/US Bank Investment Fund	\$2,388,256.10
Huntington MMAX - 1041007845	\$0.00
Huntington MMAX - 1041010751	\$0.00
Huntington - Money Market General Fund (HCS021663) (NetXInvestor)	\$22,176.07
Huntington - HCS Investment Fund 020103 (NetXInvestor)	\$18,573,766.50
Huntington ICS Demand Deposit Investment Fund - 0242	\$4,724,539.25
Huntington Economy Checking - 0242	\$3,658.79
TOTAL	\$48,780,133.78

OUTSTANDING CHECKS

O/S Checks - LCNB Operating	(\$1,384,148.31)
-----------------------------	------------------

BANK ADJUSTMENTS

Interest to be Transferred to Operating Acct from LCNB Payroll Acct	\$4.59
Incorrectly Transferred for July Health Ins - Operating to Payroll - <i>Corrected 8/1/24</i>	\$193,261.84
PaySchools deposit - Receipt posted in USAS was more than deposit at bank	\$1.75
Pay K-12 Fraudulent Deposits & Subsequent Chargebacks w/ fees	\$2,689.87
Transfer to Payroll Acct to Cover Account Analysis Charge (July)	(\$68.52)
Huntington Statement Charge - <i>Refunded in August 2024</i>	\$5.00

ADJUSTED BANK BALANCE \$47,591,880.00

BOOK BALANCE

Cash Summary Report - Fund Balance	\$47,596,280.10
------------------------------------	-----------------

ADJUSTMENTS TO BOOK

SWOOSH Employer Share reconciling adjustment needs posted in USAS	(\$4,471.29)
MetLife Employer Share reconciling adjustment needs posted in USAS	(\$151.04)
Voya Employer Share reconciling adjustment needs posted in USAS	(\$22.10)
SWOOSH Employer Share reconciling adjustment needs posted in USAS - July	(\$2,787.51)
MetLife Employer Share reconciling adjustment needs posted in USAS - July	(\$238.30)
Voya Employer Share reconciling adjustment needs posted in USAS - July	(\$10.39)
Reconciling Item	\$3,280.53

ADJUSTED BOOK BALANCE \$47,591,880.00



ADJUSTED BALANCE \$0.00

Reviewed By: Karen Erwin

Date: 8/6/24

Lebanon City School District
Payroll Reconciliation
July 31, 2024

LCNB Payroll Account - Current Balance	231,964.73
Outstanding Checks	
<hr/>	
O/S Checks - LCNB Payroll	(38,766.82)
Deposits in Transit	
<hr/>	
Transfer from Operating Account to Cover Account Analysis Charge (July)	68.52
Adjusted Bank Balance	193,266.43
Adjustments	
<hr/>	
Interest for Current Month - To be transferred to Operating Account - <i>Transferred 8/1/24</i>	(4.59)
Incorrectly transferred Health Insurance - <i>Transferred back 8/1/24</i>	(193,261.84)

Adjusted Balance -

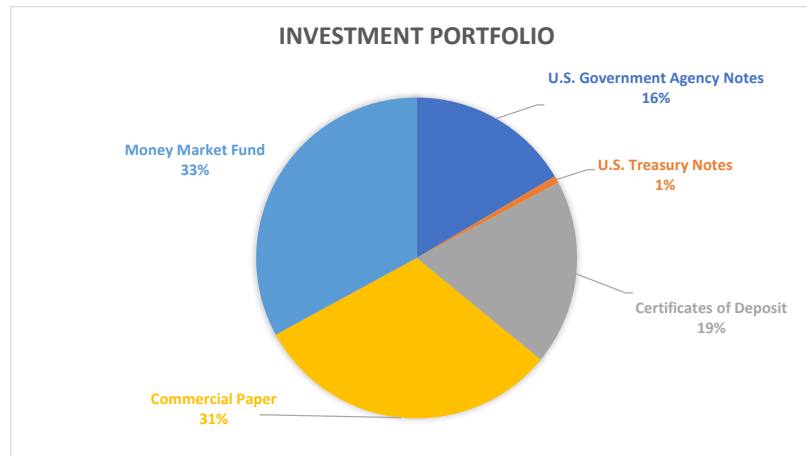
Reconciliation Reviewed By: Karen Ervin

Lebanon City School District
Investment Report
7/31/2024

Type	Issuer	Cost	Coupon Rate	Maturity Date	Purchase Date	Yield to Maturity	Days to Maturity	Market Value
U.S. GOVERNMENT AGENCY NOTES								
FHLB Note (3130APH65)	Red Tree Investments	105,000.00	0.61%	10/25/2024	10/25/2021	0.61%	86	103,868.93
FHLB Note (3130APQ81)	Red Tree Investments	100,000.00	1.00%	11/8/2024	11/8/2021	1.00%	100	98,872.97
FHLM Note (3134GWZV1)	Red Tree Investments	95,000.00	0.65%	10/22/2025	10/23/2020	0.65%	448	90,265.28
FHLM Note (3133EPBJ3)	Red Tree Investments	99,568.00	4.38%	2/23/2026	2/23/2023	4.53%	572	99,745.91
FHLM Note (3130AYCR5)	Red Tree Investments	100,000.00	5.50%	1/22/2027	1/22/2024	5.50%	905	99,996.89
FHLM Note (3134H1XH1)	Red Tree Investments	100,000.00	5.70%	3/26/2027	3/26/2024	5.70%	968	99,908.07
FHLM Note (3134GYUN0)	Red Tree Investments	110,000.00	5.65%	6/28/2027	6/28/2023	5.65%	1,062	109,761.32
FHLB Note (3130B07A1)	Red Tree Investments	100,000.00	6.00%	3/21/2029	3/21/2024	6.00%	1,694	100,075.49
FHLB Note (3130ALKB9)	Red Tree Investments	90,000.00	0.88%	3/17/2026	3/17/2021	0.95%	594	85,872.47
FHLB Bond (3130ALRR7)	Huntington National Bank	1,000,000.00	1.00%	1/15/2026	10/28/2021	1.07%	533	947,770.00
FHLB Consolidated Bond (3130APHG3)	Huntington National Bank	998,846.85	0.61%	9/26/2024	10/22/2021	0.62%	57	992,620.00
FHLB Consolidated Bond (3130APJZ9)	Huntington National Bank	1,000,000.00	1.20%	10/28/2026	10/25/2021	1.31%	819	930,980.00
FHLB Consolidated Bond (3130APKH7)	Huntington National Bank	1,000,000.00	0.70%	10/28/2024	10/22/2021	0.72%	89	989,070.00
FHLB Consolidated Bond (3130APK38)	Huntington National Bank	1,000,000.00	0.88%	6/27/2025	10/22/2021	0.92%	331	963,950.00
U.S. TREASURY NOTES								
US Treasury Note (91282CHQ7)	Red Tree Investments	79,540.62	4.13%	7/31/2028	3/28/2024	4.27%	1,461	80,200.00
US Treasury Note (91282CJR3)	Red Tree Investments	98,753.91	3.75%	12/31/2028	1/19/2024	4.03%	1,614	98,871.09
US Treasury Note (91282CKT7)	Red Tree Investments	114,676.79	4.50%	5/31/2029	5/31/2024	4.56%	1,765	117,497.66
US Treasury Note (91282CLC3)	Red Tree Investments	99,366.83	4.00%	7/31/2029	7/31/2024	4.14%	1,826	100,007.81
CERTIFICATES OF DEPOSIT								
Certificate of Deposit (15131XFF9)	Red Tree Investments	99,900.00	4.50%	1/31/2025	1/31/2023	4.55%	184	99,743.23
Certificate of Deposit (856285TF8)	Red Tree Investments	247,132.00	1.60%	4/29/2025	4/29/2020	1.67%	272	241,922.74
Certificate of Deposit (02589AF31)	Huntington National Bank	250,000.00	5.00%	9/21/2026	9/15/2023	4.99%	782	252,562.50
Certificate of Deposit (254676AN9)	Huntington National Bank	250,000.00	5.00%	9/21/2026	9/15/2023	4.99%	782	252,562.50
Certificate of Deposit (66476QED6)	Huntington National Bank	250,000.00	5.20%	9/22/2025	9/15/2023	5.20%	418	251,060.00
Certificate of Deposit (8562853P4)	Huntington National Bank	250,000.00	5.25%	9/22/2025	9/15/2023	5.25%	418	251,195.00
Certificate of Deposit (87165H2V1)	Huntington National Bank	250,000.00	5.25%	9/22/2025	9/15/2023	5.25%	418	251,195.00
Certificate of Deposit (89235MLQ2)	Huntington National Bank	250,000.00	0.65%	9/16/2024	9/13/2021	0.66%	47	248,530.00
Money Market (ICS Acct)	Huntington National Bank	4,724,539.25	4.80%	7/31/2024	7/31/2024	4.80%	-	4,724,539.25
COMMERICAL PAPER								
Commerical Paper (62479LHG3)	Red Tree Investments	107,467.07	0.00%	8/16/2024	3/12/2024	5.40%	16	109,740.18
Commerical Paper (06367JHW5)	Red Tree Investments	110,342.50	0.00%	8/30/2024	12/4/2023	5.63%	30	114,484.34
Commerical Paper (45685QJA8)	Red Tree Investments	97,560.72	0.00%	9/10/2024	3/28/2024	5.42%	41	99,389.70
Commerical Paper (89119AJT6)	Red Tree Investments	113,404.66	0.00%	9/27/2024	6/26/2024	5.45%	58	114,012.61
Commerical Paper (89233GK47)	Red Tree Investments	106,004.52	0.00%	10/4/2024	1/17/2024	5.20%	65	108,945.65
Commerical Paper (06054NRH6)	Red Tree Investments	101,030.01	0.00%	4/17/2025	7/22/2024	5.26%	260	101,173.69
Commercial Paper (22533TNQ5)	Huntington National Bank	1,734,159.74	0.00%	1/24/2025	4/29/2024	N/A	177	1,755,307.55
Commercial Paper (45685QPJ2)	Huntington National Bank	1,140,776.70	0.00%	2/18/2025	7/17/2024	N/A	202	1,141,705.07
Commercial Paper (55607KNM4)	Huntington National Bank	1,089,541.48	0.00%	1/21/2025	5/20/2024	N/A	174	1,097,540.64
Commerical Paper (55609EHF8)	Huntington National Bank	1,539,049.37	0.00%	8/15/2024	11/20/2023	N/A	15	1,596,453.38
Commerical Paper (62479LKU8)	Huntington National Bank	1,148,382.31	0.00%	10/28/2024	2/1/2024	N/A	89	1,174,437.12

Commerical Paper (78O15CR95)	Huntington National Bank	1,253,347.62	0.00%	4/9/2025	7/12/2014	N/A	252	1,254,955.00
Commerical Paper (83368YNR4)	Huntington National Bank	2,217,383.97	0.00%	3/21/2025	6/27/2024	N/A	233	2,226,313.77
Commerical Paper (8923AON74)	Huntington National Bank	1,928,485.34	0.00%	1/7/2025	4/12/2024	N/A	160	1,955,111.14
MONEY MARKET FUND								
Money Market (USBMMF)	Red Tree Investments	113,508.47	5.16%	7/31/2024	7/31/2024	5.16%	-	113,508.47
Money Market	Star Ohio General Fund	10,353,931.11	5.43%	7/31/2024	7/31/2024	5.43%	-	10,353,931.11
Money Market	Star Ohio Bond Retirement	145,859.90	5.43%	7/31/2024	7/31/2024	5.43%	-	145,859.90
Money Market	Star Ohio Capital Projects	568,968.71	5.43%	7/31/2024	7/31/2024	5.43%	-	568,968.71
Money Market	Star Ohio Expendable Trust Scholarships	171,047.46	5.43%	7/31/2024	7/31/2024	5.43%	-	171,047.46
Money Market	Star Ohio Nonexpendable Trust Scholarships	130,159.11	5.43%	7/31/2024	7/31/2024	5.43%	-	130,159.11
Money Market	Star Ohio Retainage	44,615.19	5.43%	7/31/2024	7/31/2024	5.43%	-	44,615.19
Money Market	Star Ohio Construction Retainage	2,558.54	5.43%	7/31/2024	7/31/2024	5.43%	-	2,558.54
Money Market (HCS-020103)	Huntington National Bank	23,793.12	4.81%	7/31/2024	7/31/2024	4.81%	-	23,793.12
Money Market (HCS-021663)	Huntington National Bank	22,176.07	4.78%	7/31/2024	7/31/2024	4.78%	-	22,176.07
Total Portfolio		<u>\$37,125,878</u>						<u>\$37,108,832</u>
Weighted Average Yield and Days to Maturity								<u>7/31/2024</u>

TOTALS	
U.S. Government Agency Notes	\$ 5,712,757.33
U.S. Treasury Notes	\$ 396,576.56
Certificates of Deposit	\$ 6,573,310.22
Commercial Paper	\$ 12,849,569.84
Money Market Fund	\$ 11,576,617.68
	<u>\$ 37,108,831.63</u>



Lebanon City School District
Interest Income for Month Ending July 31, 2024

Fund Name	Fund Number	Fund Balance	% of Total Fund Balance	Interest to be Allocated	Interest to Post
General Fund	001	\$ 29,587,464.40	66.14%	\$ 250,808.27	\$ 165,884.54
Bond Retirement Fund	002	\$ 9,766,977.68	21.83%	\$ 250,808.27	\$ 54,759.37
Lebanon Athletics Facilities PI	003-9008	\$ 994,874.52	2.22%	\$ 250,808.27	\$ 5,577.85
Capital Projects Fund	003-9099	\$ 2,245,914.76	5.02%	\$ 250,808.27	\$ 12,591.91
Construction Fund	004-9000	\$ 46,114.94	0.10%	\$ 250,808.27	\$ 258.55
Food Service Fund	006	\$ 800,091.20	1.79%	\$ 250,808.27	\$ 4,485.78
Classroom Facilities Maint. Fund	034-0000	\$ 811,248.68	1.81%	\$ 250,808.27	\$ 4,548.33
St. Francis Fund	401-90xx	\$ 70,093.84	0.16%	\$ 250,808.27	\$ 392.99
LUMK Fund	401-91xx	\$ 6,744.07	0.02%	\$ 250,808.27	\$ 37.81
Lebanon Christian Fund	401-92xx	\$ 80,690.31	0.18%	\$ 250,808.27	\$ 452.40
Classroom Facilities LFI Share	004-9003	\$ 324,393.01	0.73%	\$ 250,808.27	\$ 1,818.74
Classroom Facilities Fund State Share	010-9900	\$ -	0.00%	\$ 250,808.27	\$ -
Classroom Facilities Fund Local Share	010-9901	\$ -	0.00%	\$ 250,808.27	\$ -
		<u>\$ 44,734,607.41</u>	<u>100.00%</u>		<u>\$ 250,808.27</u>
					<i>0.00</i>
<u>Expendable Trust Accounts</u>					
Administration Scholarship	007-9003	\$ 1,553.73	0.92%	\$ 784.98	\$ 7.21
Dennis Jeffery Scholarship	007-9006	\$ 122.31	0.07%	\$ 784.98	\$ 0.57
Audrey Aileen Kite Scholarship	007-9007	\$ 138,365.12	81.75%	\$ 784.98	\$ 641.69
Jarod Bennett Scholarship	007-9009	\$ 607.20	0.36%	\$ 784.98	\$ 2.82
Donald L. Palmer Scholarship	007-9013	\$ 8,402.56	4.96%	\$ 784.98	\$ 38.97
Diversity/Achievement Scholarship	007-9017	\$ 548.28	0.32%	\$ 784.98	\$ 2.54
Gloria Taylor Memorial Scholarship	007-9019	\$ 12,009.75	7.10%	\$ 784.98	\$ 55.70
Molly McCool Scholarship	007-9100	\$ 242.07	0.14%	\$ 784.98	\$ 1.12
Rosalee Satchell/Domino's Pizza Scholar	007-9101	\$ 7,411.46	4.38%	\$ 784.98	\$ 34.36
		<u>\$ 169,262.48</u>	<u>100.00%</u>		<u>\$ 784.98</u>
					<i>0.00</i>
<u>Non-Expendable Trust Accounts</u>					
Louisa Wright Scholarship	008-0000	\$ 15,790.94	12.19%	\$ 597.33	\$ 72.80
Michael Rourke Scholarship	008-9001	\$ 3,642.34	2.81%	\$ 597.33	\$ 16.79
Friends of Academics Scholarship	008-9002	\$ 103,839.85	80.15%	\$ 597.33	\$ 478.74
Ron Lefeber Scholarship	008-9004	\$ 6,288.65	4.85%	\$ 597.33	\$ 29.00
		<u>\$ 129,561.78</u>	<u>100.00%</u>		<u>\$ 597.33</u>
					<i>0.00</i>
				Grand Total Interest	<u>\$ 252,190.58</u>